

# TalkAbroad - Student Workbook

## SPAN 201 Intermediate Spanish I

Old Dominion University

---

### Overview

2 15-minute conversations

Topics: Ecotourism, art, and reinterpretation of history

- Review: Pre-conversation activities
- Interact: Conversation outlines
- Reflect: Post-conversation activities

Purpose: TalkAbroad will coordinate regular conversation practice for you with native speakers during the semester. This workbook will guide you through that process with preparation activities, conversation topics, and reflection activities.

### Student Quick Setup

Step-by-step instructions with screenshots are located in the section labeled [Detailed Student Setup](#) at the end of this document.

1. Navigate to [talkabroad.com](http://talkabroad.com)
2. Click on "Create Account" or "Login" if you already have an account
3. When prompted enter section code "XXXXXXXXXXXX" (provided by professor)
4. Click "Add Credits" to purchase conversation credits.
5. Click "Make a Reservation" on the homepage and scroll through the partners.
6. [Complete a test call](#) before scheduling.
7. Choose a partner and schedule a conversation using their calendar.
8. Complete your conversation.

Contact our [support team](#) with any questions.

# Conversation 1 - Ecotourism

---

## Prepare (45 min)

- Schedule your conversation
  - Remember to schedule at least 36 hours in advance.
  
- Review
  - Review vocabulary relevant to conversation on ecoturismo.
  - Learn at least 10 new words about ecoturismo.
 

Ir en - to go on	Hacer paradismo - to go skydiving
La cascada - waterfall	Practicar tirolesa - to zipline
La montana - mountain	La biodiversidad- biodiversity
La playa - beach	La contaminacion - pollution
Bucear - to go scuba diving	Preservar - to preserve
  
- Plan
  - Write a list of 5-7 questions you can ask your conversation partner about ecotourism and travel.
    - Avoid questions that elicit a simple one-word (yes/no) answer.
    - Think about how you would respond to each of the questions if they were asked to you (prepare for any vocabulary that you might not know).
    - Read through the Interact and Reflect portion of the sequence to help anticipate any other questions you might need to ask of your partner.

\_\_\_\_\_ Cuando vas de vacaciones, adonde te gusta ir? \_\_\_\_\_

\_\_\_\_\_ Te gusta pasar tiempo en la naturaleza? \_\_\_\_\_

\_\_\_\_\_ Te interesa el ecoturismo? \_\_\_\_\_

\_\_\_\_\_ Alguna vez a fuiste a un santuario natural? \_\_\_\_\_

\_\_\_\_\_ Tienes algun plan interesante para las vacaciones? \_\_\_\_\_

\_\_\_\_\_ Hay algo que siempre quisiste ver? \_\_\_\_\_

\_\_\_\_\_ Alguna vez hiciste senderismo? \_\_\_\_\_

\_\_\_\_\_

- Practice
  - Practice asking and answering your questions out loud. If available, find a partner from class and practice together.
  
- Consider

- What are some places that you notice you are having trouble communicating? Are there any new words or structures that you can learn before your conversation?

\_\_\_\_\_The preterite vs imperfect is something I need to practice more \_\_\_\_\_

- What are some techniques to help navigate a conversation? What sort of phrases would be helpful?

\_\_\_\_\_Y tu? Is a simple phrase that can keep the other person talking. \_\_\_\_\_

## Interact (15 min)

Remember, you do not have to talk for the entire 15 minutes. It is a conversation!

- (2 minutes) Introduce yourself to your conversation partner and get to know some basic information about each other.

- (13 minutes) Talk about travel and ecoturismo.

Recount a time when you traveled to a unique place. Where did you visit? What was it like? What did you do? What was the environment like? Ask your partner about a memorable trip that they have taken. Find out about some of the different ecoturismo places in your partner's country/city and share about some of the different types of places that exist in the United States. What are the major ecoturismo destinations of interest? Ask and share about a ecoturismo place you might like to visit in the future (you may use your project information for this) What things do you want to do there? Compare and contrast your answers to these questions.

- Tips

- Try to *think* in the language of your conversation. Your ability to think in English is much more complex right now and often, problems arise when you think of something to say in English that you are not able to say in the target language.
- If there are words or major ideas that you don't understand, please ask your partner to help explain/elaborate.
- Remember, the conversation will be recorded so you don't have to understand 100% of what your partner says during the conversation. You will have time later to look up specific words.
- If your conversation goes a bit off topic, *that is ok!* The important takeaway from this is that you are building the ability and confidence to interact in the language.
- When your partner answers a question, try to ask a related follow-up question instead of moving directly to another prepared question that might not be related.

## Reflect (60 minutes)

- Review

- Download and listen to the audio recording of your conversation.

- Write in English

- Overall, how did your conversation go? Explain.

\_\_\_ I felt like I did well in the conversation \_\_\_\_\_

---

---

---

- About what percentage of your partners' speech did you understand?

\_\_\_\_\_ He kept it slow and used words I was familiar with, so maybe 60-75% of what he said I understood. \_\_\_\_\_

---

- What are three things that you would phrase or say differently after having listened to your conversation?

\_\_\_\_\_ I could have reviewed more adjectives to use for our conversation. I was a little nervous and relied too much on bien and si to express myself. \_\_\_\_\_

---

---

---

---

- List three interesting things you learned about your conversation partner based on their answers to your questions.

\_\_\_\_\_ He lives in a more planar area, and the closest mountains to him are a 2 hour flight away in central Mexico. He plays video games, and is a fan of shooters like Call of Duty and sports games like FIFA. He is a student who is interested in medicine. \_\_\_\_\_

---

---

- Choose the most interesting part of your conversation during the discussion and transcribe (write in **Spanish**) **1.5 minutes** of the recording. This will involve listening to the audio a few times. Focus on an area in which your partner was speaking the majority of the time. Write down both what you and your partner said. Be sure to indicate where this portion of the conversation is by indicating the time elapsed at the beginning of your transcription (ie. [2:35] if the section begins 2 minutes and thirty-five seconds into the conversation).

\_1:20\_\_\_ C: "Buenos días. Como Estas? B:"Bien. Y tu?" C:"Tambien. Muy feliz hablar contigo. Mi nombre Cesar, tengo veintidos anos, y soy de Mexico. Mi voy en la ciudad de Catan. Y yu?"  
 B: "Mi nombre es Bryan. Tengo treinta anos. Soy estudiante en ODU en Norfolk, VA. Mi especialmente es la historia. Y quiero ser un profesora, er profesor." C: "Mucho gusto, Bryan. Soy estudiante de la universidad de Catan y mi especialmente es de medicina. Y como es tu universidad, es grande o es pequeno?" B: "Es muy grande, si." C: "Muy bien. Mi undervisad es mediana. Tiene algunos estudiantes y profesores. Tienes uno clase favorito?" B: "Oooo, mi clase favorito es sciencias politico" C: "Ok, es muy buena." \_\_\_\_\_

---

- What sort of What sort of cultural inferences or comparisons can you make about your interaction with your partner? If there is insufficient evidence, what comparisons can you make between your families?

\_\_\_\_\_Our cultures did not seem that different. We both go to college, and enjoy similar types of music and video games and movies. \_\_\_\_\_

---



---



---



---

- List three new words you learned from this conversation.

\_\_\_\_\_Zorro - fox \_\_\_\_\_  
 \_\_\_\_\_Oso - bear  
 Pantano - swamp \_\_\_\_\_

- Is there anything else about there anything else about the language that you noticed?

\_\_\_\_\_Not really. \_\_\_\_\_

---



---

- What can you do to better prepare for your next conversation?

\_\_\_\_\_Prepare better by anticipating questions that may be asked to me

---



---



---



---

## Conversation 2 – Art and Reinterpretation of History

---

### Prepare (45 min)

- Schedule your conversation
  - Remember to schedule at least 36 hours in advance.
- Review
  - Review vocabulary relevant to conversations about art and reinterpretation of history.
  - Learn at least 10 new words related to these topics.

_____	_____
_____	_____
_____	_____

- Plan
  - Write a list of 5-7 questions you can ask your conversation partner about themselves, their appreciation of art, who their favorite painter is, what is their favorite piece of art, who are the famous painters in their country, what they think about the reinterpretation of history and ask them to explain their answer.
    - Avoid questions that elicit a simple one-word (yes/no) answer.
    - Think about how you would respond to each of the questions if they were asked to you (prepare for any vocabulary that you might not know).
    - Read through the Interact and Reflect portion of the sequence to help anticipate any other questions you might need to ask of your partner.

---

---

---

---

---

---

---

---

---

---

- Practice
  - Practice asking and answering your questions out loud. If available, find a partner from class and practice together.

- Consider

- What are some places that you notice you are having trouble communicating? Are there any new words or structures that you can learn before your conversation?

---

---

---

---

- What are some techniques to help navigate a conversation? What sort of phrases would be helpful?

---

---

---

---

## Interact (15 min)

Remember, you do not have to talk for the entire 15 minutes. It is a conversation!

- (2 minutes) Introduce yourself to your conversation partner and get to know some basic information about each other.
- (8 minutes) Ask and share with your partner about some of the most famous people in the history and art world of both of your countries. Explain briefly what they are famous for. What is your favorite person in history and in art? How do they inspire you? What is your favorite art and why?
- (5 minutes) Explain a historical event discussed in class that was reinterpreted in history. Ask your partner what they think about reinterpretation of history. How does it affect present and future circumstances? Do you agree with reinterpreting history? Explain your answer.

- Tips

- Try to *think* in the language of your conversation. Your ability to think in English is much more complex right now and often, problems arise when you think of something to say in English that you are not able to say in the target language.
- If there are words or major ideas that you don't understand, please ask your partner to help explain/elaborate.
- Remember, the conversation will be recorded so you don't have to understand 100% of what your partner says during the conversation. You will have time later to look up specific words.
- If your conversation goes a bit off topic, *that is ok!* The important takeaway from this is that you are building the ability and confidence to interact in the language.
- When your partner answers a question, try to ask a related follow-up question instead of moving directly to another prepared question that might not be related.

## Reflect (60 minutes)

- Review
  - Download and listen to the audio recording of your conversation.
  
- Write in English
  - Overall, how did your conversation go? Explain.

---

---

---

---

- About what percentage of your partners' speech did you understand?

---

---

- What are three things that you would phrase or say differently after having listened to your conversation?

---

---

---

---

---

---

- List List three interesting things you learned about your conversation partner based on their answers to your questions.

---

---

---

---

---

- Choose the most interesting part of your conversation during the discussion and transcribe (write in **Spanish**) **1.5 minutes** of the recording. This will involve listening to the audio a few times. Focus on an area in which your partner was speaking the majority of the time. Write down both what you and your partner said. Be sure to indicate where this portion of the conversation is by indicating the time elapsed at the beginning of your transcription (ie. [2:35] if the section begins 2 minutes and thirty-five seconds into the conversation).

---

---

---







## Detailed Student Setup

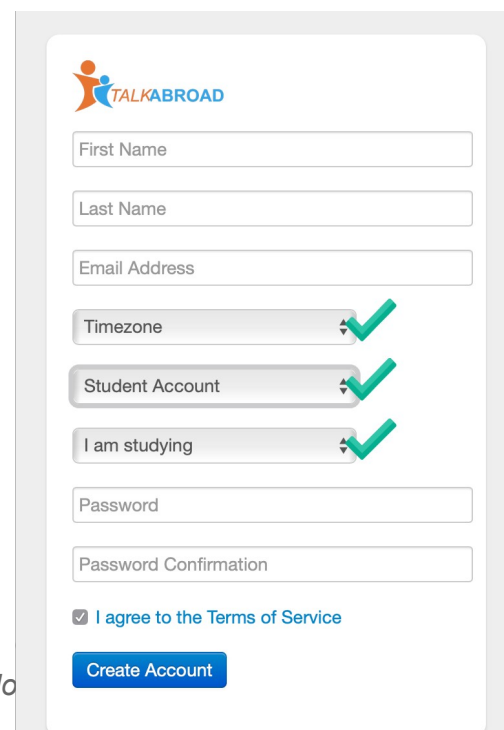
### Account Setup

1. Navigate to [talkabroad.com](http://talkabroad.com)
2. If you already have an account, click **Login** and then skip to step 8, [Class Registration](#).

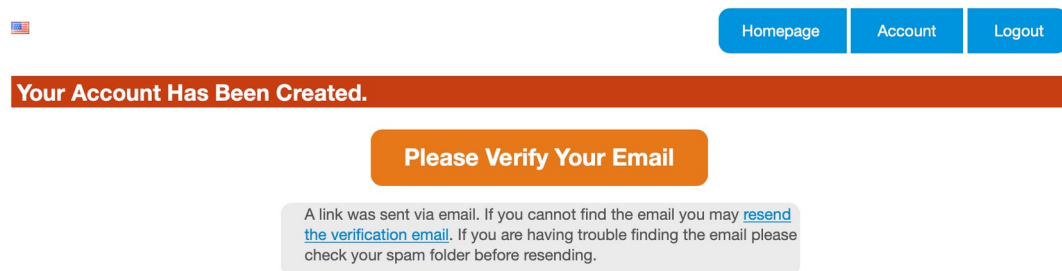


3. If you do not already have an account, click **Create Account**.

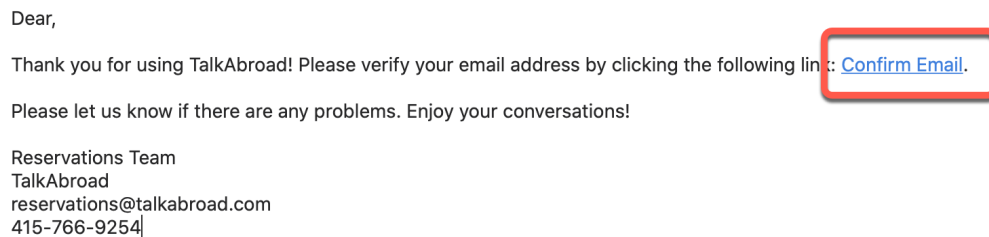
4. Fill out your required information and be sure to: select the time zone where you live, the Student Account option, and the language you are currently studying. Don't forget to agree to the Terms of Service.



5. After clicking on *Create Account* you will see a confirmation page that asks you to verify your Email account to finalize the account creation.



6. Sign in to the email account that you provided to verify the account and follow the link provided.



## Class Registration

- After clicking on the *Confirm Email* link, you will be redirected to talkabroad.com and asked to enter a Section Code. When prompted, enter the section code provided by your instructor. Then click *Submit*.

- If you already have an account you can click on the *Account* tab from the student homepage section and then *Add New Section*. When prompted, enter the section code provided by your instructor. Then click *Submit*.

## Purchase Credits

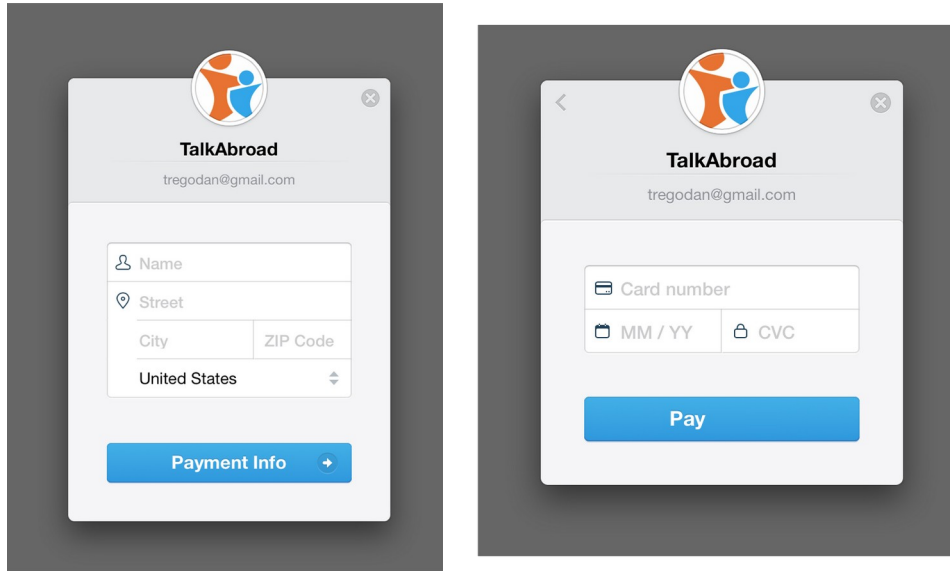
9. From the Student Homepage click *Add Credits*.

10. The Purchase Credits screen will show you how many credits you already have and allow you to purchase new credits. The appropriate language will be pre-selected for you. Select the number of credits for the *15-minute conversations* that you would like to purchase (the same number that your instructor has assigned to you). Enter the following in the *Redeem code* box: Then click *Redeem*. Once you see that the discount is applied, click *Purchase*.

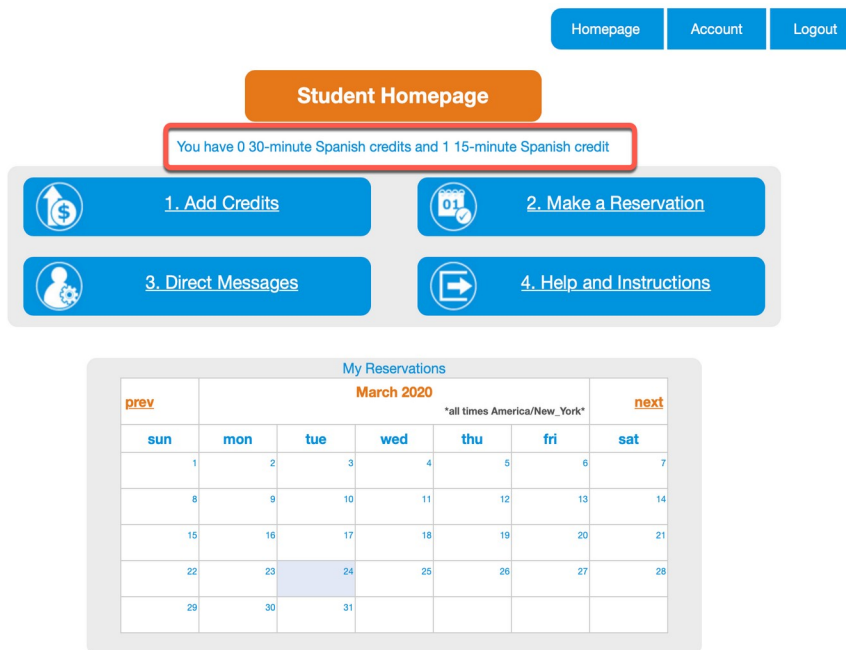
1 Conversation:	\$15.00
2 Conversations:	\$30.00
3 Conversations:	\$40.00
4 Conversations:	\$45.00
5+ Conversations:	\$10.00 each

1 Conversation:	\$15.00
2 Conversations:	\$25.00
3 Conversations:	\$30.00
4 Conversations:	\$7.50 each

11. Now fill out your billing info and credit card number in the following boxes.

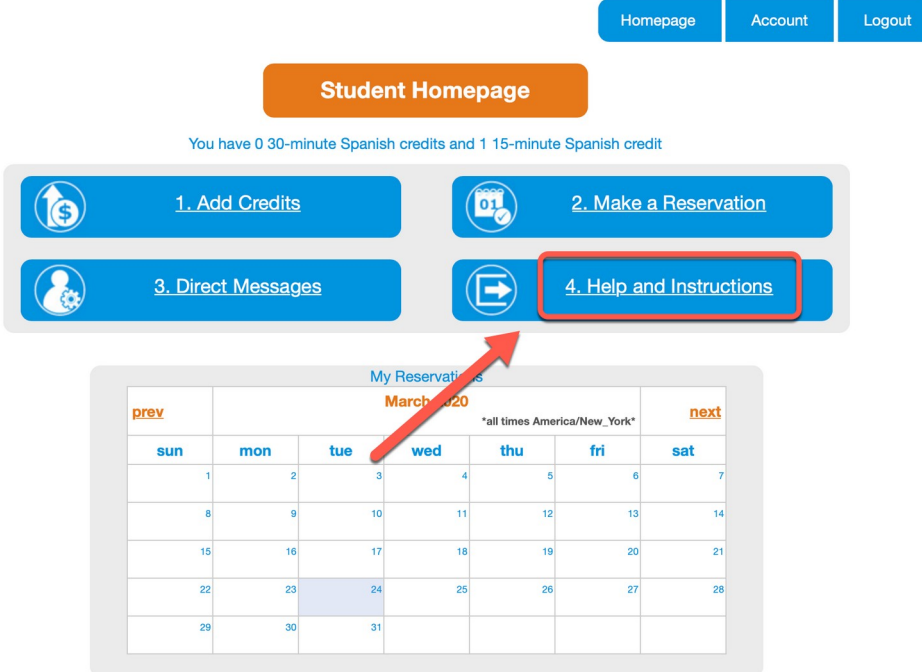


12. Once successful, you will see the number of conversations available on your Homepage.



## Complete a Test Call

13. Before you make your first reservation, you must complete a test call.
14. Click *Help and Instructions* on the Homepage.



Homepage Account Logout

**Student Homepage**

You have 0.30-minute Spanish credits and 1 15-minute Spanish credit

1. Add Credits 2. Make a Reservation

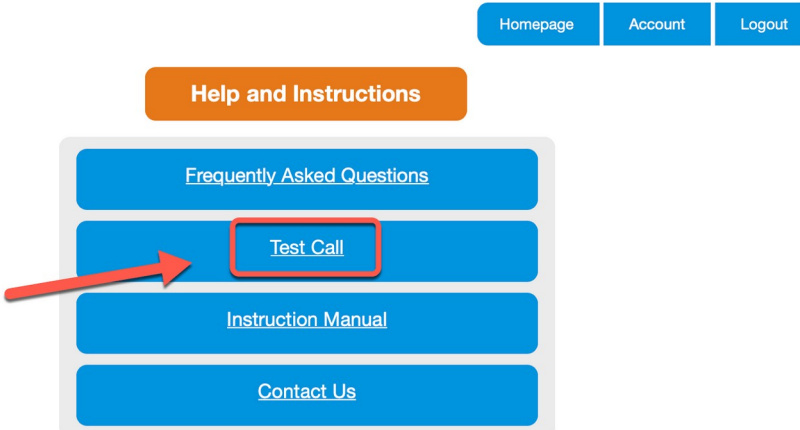
3. Direct Messages 4. Help and Instructions

My Reservations

March 2020 \*all times America/New\_York\*

prev	sun	mon	tue	wed	thu	fri	sat	next
	1	2	3	4	5	6	7	
	8	9	10	11	12	13	14	
	15	16	17	18	19	20	21	
	22	23	24	25	26	27	28	
	29	30	31					

15. Now click *Test Call*.



Homepage Account Logout

**Help and Instructions**

Frequently Asked Questions

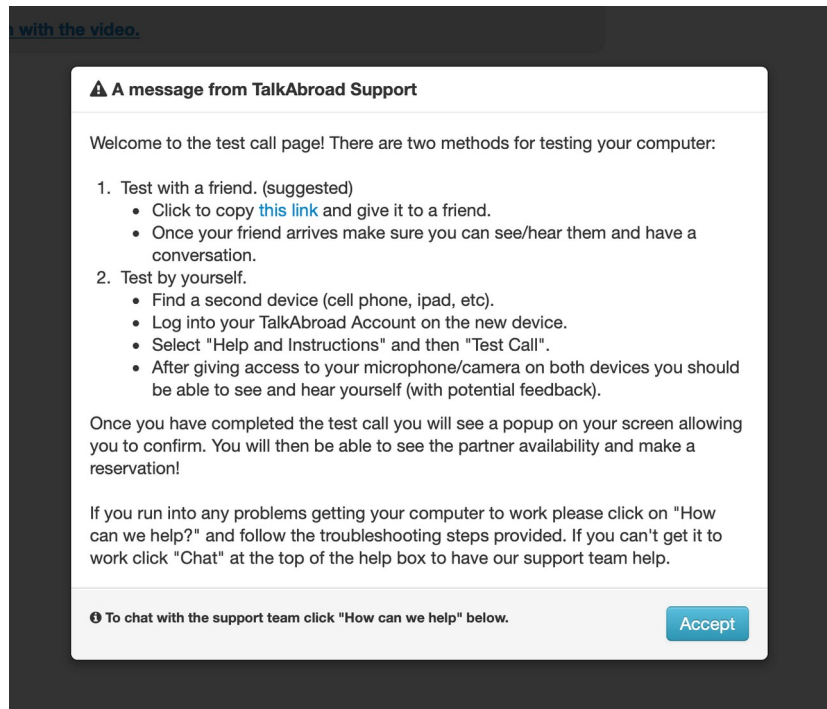
Test Call

Instruction Manual

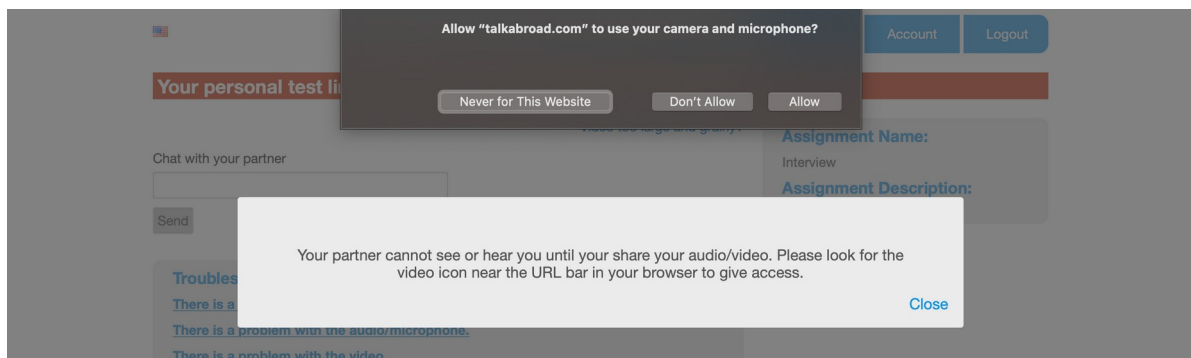
Contact Us



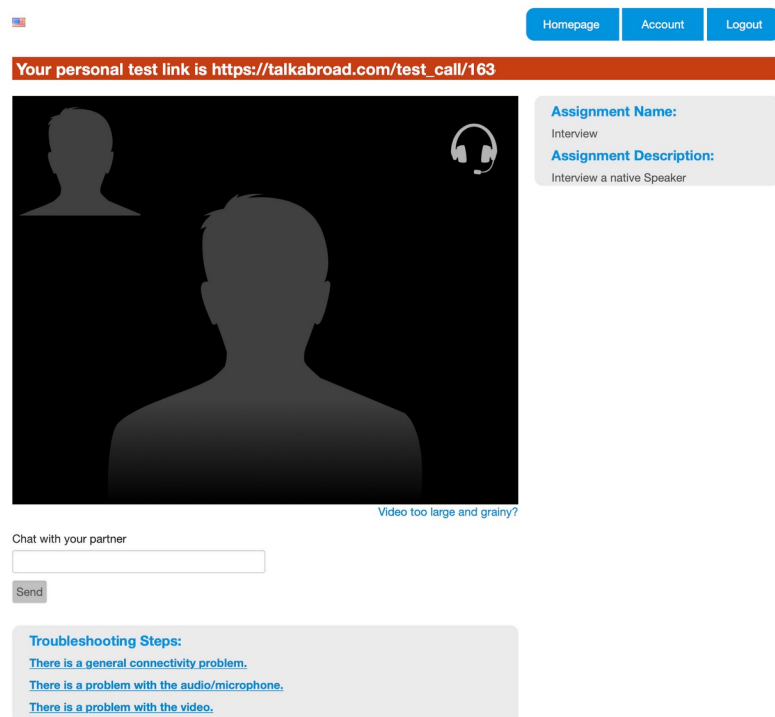
16. You will see a screen with the test call instructions. The easiest way to complete a test call is to ask a friend to help by joining on the call with their device. You can also use another device you own to complete the test call.



17. Click *Accept* and then follow the instructions to allow your browser access to the camera and microphone. This will look different across devices, platforms and browsers.



18. You will now be able to complete the test call. If anything is not working, you can follow the troubleshooting tips at the bottom of the call window.



The screenshot shows the TalkAbroad test call interface. At the top right, there are navigation buttons for 'Homepage', 'Account', and 'Logout'. Below these is a red banner with the text: 'Your personal test link is [https://talkabroad.com/test\\_call/163](https://talkabroad.com/test_call/163)'. The main area is a video call window showing two grey silhouettes of people. A small headset icon is in the top right corner of the video window. Below the video window, there is a text input field labeled 'Chat with your partner' and a 'Send' button. To the right of the video window, there is a grey box with the following information: 'Assignment Name: Interview' and 'Assignment Description: Interview a native Speaker'. At the bottom of the interface, there is a grey box titled 'Troubleshooting Steps' containing three links: 'There is a general connectivity problem.', 'There is a problem with the audio/microphone.', and 'There is a problem with the video.' A small text note 'Video too large and grainy?' is visible at the bottom right of the video window.

## Make a Reservation

19. Click *Make a Reservation* on the Student Homepage to begin.

[Homepage](#)   [Account](#)   [Logout](#)

**Student Homepage**

You have 0 30-minute Spanish credits and 1 15-minute Spanish credit

**1. Add Credits**

**2. Make a Reservation**

**3. Direct Messages**

**4. Help and Instructions**

My Reservations

March 2020

\*all times America/New\_York\*

prev	sun	mon	tue	wed	thu	fri	sat	next
	1	2	3	4	5	6	7	
	8	9	10	11	12	13	14	
	15	16	17	18	19	20	21	
	22	23	24	25	26	27	28	
	29	30	31					

20. Now you will be able to see the available partners. You can scroll down the list or choose to search by country or specific date and time. If you have had a conversation in the past, you can also select the box to only search for past partners.

[Homepage](#)   [Account](#)   [Logout](#)

**Conversation Partners**

Past Partners   [View All Countries](#)

**Partner Info**

Name: Alejandro Larreategui  
Country: Ecuador  
Profession: Psicología y teología

**Hobbies**

Me gustan las artes marciales en especial el tae kwon do y el arnis, también me gusta cocinar la comida italiana y la comida propia de mi país. Me gusta viajar a la playa y a las montañas dentro de mi país, disfruto de jugar video juegos en especial fifa y call of duty.

**Partner Info**

Name: Allan Mayorga  
Country: Nicaragua  
Profession: Diseño Gráfico

**Hobbies**

-Música -Fotografía -Diseño y arte -Lectura -Idiomas -Hablar con personas

**Partner Info**

Name: Trinidad Angeles Buccianelli  
Country: Argentina  
Profession: Estudiante de sistemas

**Hobbies**

Ver deportes, juego al fútbol de manera amateur y hago ejercicio. También toco la guitarra y escucho mucha música. Disfruto de asistir a eventos artísticos ya sea museo, arte urbano o de música under. Juego a videojuegos. Me interesa la fotografía y visitar lugares con paisajes naturales. También me gusta ocupar mi tiempo libre en visitar a mis amigos y a las personas que quiero, pero a veces es difícil debido a las responsabilidades que cada uno tiene.

**Partner Info**

Name: Margarita Fernández Alvesta  
Country: Colombia  
Profession: Preferred Conversation Partner

**Hobbies**

Soy una persona muy activa, disfruto hacer diferentes cosas: me apasiona cocinar, visitar buenos restaurantes y planear eventos. Me gusta pasar tiempo con mi familia y amigos, viajar (especialmente a la playa), jugar juegos de mesa, hacer manualidades, caminar, ir al gimnasio, ir al cine, leer y al música. Los fines de semana me gusta salir a las afueras de la ciudad e ir a la iglesia. Me encanta conocer gente, otras culturas y sus comidas y costumbres. Amo reír y divertirme en casa y fuera.

**Partner Info**

Name: Amaly Margarita Guillen Duarte  
Country: Mexico  
Profession: Profesora y estudiante

**Hobbies**

Me gusta practicar yoga, tomar clases de natación, ir a la playa, viajar, ir al cine, y bailar salsa. También veo series de televisión como Brooklyn 99, Stranger things, The Games of Thrones, Black Mirror, and The orange is the new black.

21. Click *View Full Profile* underneath the partner's picture to learn more about the partner and to schedule a conversation. You will notice that some partners also have a star above their picture with the text *Approved for beginners*. These partners are trained especially to help students that are just getting started on the language journey.

★ Approved for beginners

**Partner Info**  
 Name: Allan Mayorga  
 Country: Nicaragua  
 Profession: Diseño Gráfico

**Hobbies**  
 -Música -Fotografía -Diseño y arte -Lectura -Idiomas -Hablar con personas

US

Homepage Account Logout

**Conversation Partner: Allan Mayorga**

**Partner Info**  
 Name: Allan Mayorga  
 Country: Nicaragua  
 Profession: Diseño Gráfico

**About me**  
 Hola soy Allan, nací en Costa Rica y viví 6 años ahí pero mi familia es de Nicaragua. He vivido en Nicaragua por 18 años pero ahora vivo en Italia. Tengo 26 años, estudié Diseño Gráfico y ahora estoy estudiando italiano.

**Hobbies**  
 -Música -Fotografía -Diseño y arte -Lectura -Idiomas -Hablar con personas

**Books**  
 Me encanta leer e imaginar lo que leo a la vez, es como volar en un mundo lejano. He leído muchos libros desde pequeño pero los que más me gustan son estos: Biblia, Finis Mundi, Azul, Maya's Notebook.

**Music**  
 Escucho varios géneros musicales pero los que más me llaman la atención son el Indie, folk, jazz, alternativo, etc. Bob Dylan, Josh White, Abandonkansas, Nirvana, The Marías, No Vacation, Rivers & Robots, Ryan Delmore, The walking tree, The almost, REZ Band.

**Movies**  
 Me gustan las películas de entorno medieval y de contenido poético. También me encantan las historias reales adaptadas en filmes, por supuesto que no dejo a un lado la comedia. Estás son algunas películas de mi agrado: Los amos de Dogtown, El ilusionista, Forrest Gump, A través del Universo, El Señor de los anillos, El Hobbit.

22. After reading through the profile, decide if you want to schedule a conversation with this partner. To keep looking at other partners, click *Back* on your browser. To schedule the conversation, scroll down to the calendar. Here you will find a list of available time slots. Click on one to schedule the conversation for that time. Remember, you can only schedule a conversation 36 hours in advance.

**Partner Availability & Scheduling**

March 2020						
prev	*all times America/New_York*					next
sun	mon	tue	wed	thu	fri	sat
1	2	3	4	5	6	7
8	9	10	11	12	13	14
15	16	17	18	19	20	21
22	23	24	25	26	27	28
			09:00 AM	10:00 AM	03:30 PM	
			09:15 AM	10:15 AM	03:45 PM	
			09:30 AM	10:30 AM	04:00 PM	
			09:45 AM	10:45 AM		
			10:00 AM	11:00 AM		
			10:15 AM	11:45 AM		
			10:30 AM	12:00 PM		
			10:45 AM	12:15 PM		
			11:00 AM	12:30 PM		
			11:15 AM	12:45 PM		
			11:30 AM	01:30 PM		
			11:45 AM	02:00 PM		
			03:45 PM	02:15 PM		
			04:00 PM	02:30 PM		
			04:15 PM	03:00 PM		
			04:30 PM	03:15 PM		
			04:45 PM	03:30 PM		
			05:00 PM	03:45 PM		
			05:15 PM	04:00 PM		
			05:30 PM	04:15 PM		
			05:45 PM	04:30 PM		
			06:00 PM	04:45 PM		
			06:15 PM	05:00 PM		
			06:30 PM	05:15 PM		
				05:30 PM		
				05:45 PM		
				06:00 PM		
				06:15 PM		
				06:30 PM		

23. Once you click on the time to schedule the conversation you will see a Student Reservation screen asking you to confirm your reservation and enter your phone number. It is a good idea to enter your phone number in case of technical difficulties.

[Homepage](#) | [Account](#) | [Logout](#)

Student Reservation

Yep! This is a possible time. Are you certain that you want to reserve March 26, 4:00PM with Allan Mayorga?

Length: 15 minutes

Assignment  
Sequence 101 Conversation 1

Phone Number  
US

**Add your phone number -- suggested**

Adding your phone number is not required. It will be used to send a text message reminder prior to your conversation. Our support team will also try to contact you here if there are problems at the time of the call.

24. After you make the reservation you will be asked if you want to introduce yourself to the partner before the conversation starts. This will be in the form of a text comment. This step is completely optional but highly encouraged.

[Homepage](#) | [Account](#) | [Logout](#)

Your Reservation Has Been Created.

**Would you like to introduce yourself to David ahead of time?**

[Yes please!](#)

[No thank you.](#)

25. Head back to the Homepage to see your scheduled reservation in the calendar. You will also receive and email with the conversation information.

[Homepage](#) | [Account](#) | [Logout](#)

**Student Homepage**

You have 0 30-minute Spanish credits

[1. Add Credits](#) | [2. Make a Reservation](#)  
[3. Direct Messages](#) | [4. Help and Instructions](#)

**My Reservations**

March 2020 \*all times America/New\_York\*

prev	sun	mon	tue	wed	thu	fri	sat	next
	1	2	3	4	5	6	7	
	8	9	10	11	12	13	14	
	15	16	17	18	19	20	21	
	22	23	24	25	26	27	28	
	29	30	31		04:00 PM			

**Change/Cancel Conversation**

Do you need to change or cancel your conversation? You can do so by clicking the link here in the calendar.

## Complete Your Conversation

26. Now you can view your conversation in your calendar on the Student Homepage. Click on the the conversation to view information or change the reservation. When it is time for your conversation to begin, you will be directed to the conversation when you login to talkabroad.com

Homepage Account Logout

**Student Homepage**

You have 0 30-minute Spanish credits

1. Add Credits 2. Make a Reservation

3. Direct Messages 4. Help and Instructions

My Reservations

March 2020

sun	mon	tue	wed	thu	fri	sat
1	2	3	4	5	6	7
8	9	10	11	12	13	14
15	16	17	18	19	20	21
22	23	24	25	26	27	28
29	30	31				

06:00 PM

Change/Cancel Conversation

Do you need to change or cancel your conversation? You can do so by clicking the link here in the calendar.

Homepage Account Logout

**Student Reservation**

Countdown to the Conversation

2 Days 5 Hours 9 Minutes 36 Seconds

Reservation Details

Date and Time: March 26, 4:00PM [Send direct message to Allan](#)

Student Name: Daniel Trego  
 Partner Name: Allan Mayorga  
 Status: Upcoming  
 Length: 10 Minutes  
 Assignment: Sequence 101 Conversation 1

Instructions: Family Remember, you do not have to talk for the entire 15 minutes. It is a conversation! (3-5 minutes) Introduce yourself to your conversation partner and get to know some basic information about each other. (10 minutes) Share a little about your family. Ask your conversation partner about their family. When your partner answers a question, try to ask a related follow-up question instead of moving directly to another prepared question that might not be related. If your conversation goes a bit off topic, that is ok! The important takeaway from this is that you are building the ability and confidence to interact in the language.

Assignment

Sequence 101 Conversation 1

Phone Number

19376235783

Update

Change/Cancel Conversation

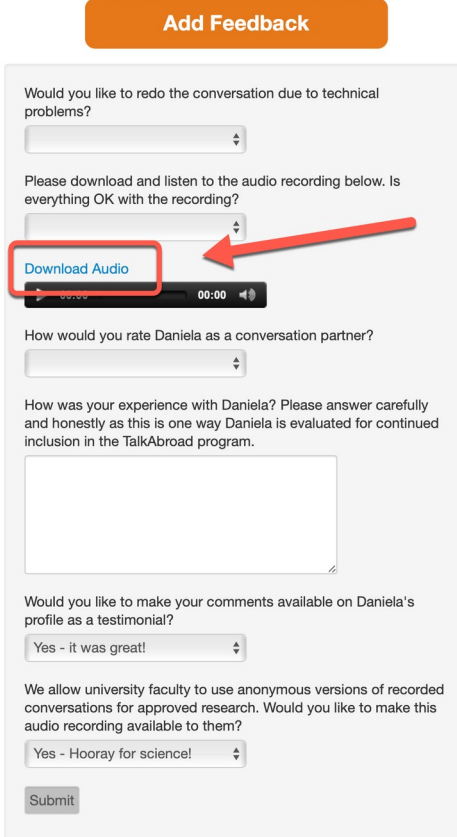
In order to change your reservation you first need to cancel it by clicking here.

Cancel Reservation

Your credit will automatically be refunded to your account and you can schedule again.

## Download your conversation

27. After your conversation has ended you will be prompted to rate the conversation and given the opportunity to download the audio file of your conversation. You will also receive an email with a link to the feedback form. The feedback form will also load the next time you login to talkabroad.com.



**Add Feedback**

Would you like to redo the conversation due to technical problems?

Please download and listen to the audio recording below. Is everything OK with the recording?

[Download Audio](#)

How would you rate Daniela as a conversation partner?

How was your experience with Daniela? Please answer carefully and honestly as this is one way Daniela is evaluated for continued inclusion in the TalkAbroad program.

Would you like to make your comments available on Daniela's profile as a testimonial?

We allow university faculty to use anonymous versions of recorded conversations for approved research. Would you like to make this audio recording available to them?

Submit

28. If there were any issues due to technical problems during the conversation or with the audio file, you can report them here and someone from TalkAbroad will be in touch.



29. You can also download the audio from any previous conversation by clicking on the link to that conversation in the calendar.

[Homepage](#)   [Account](#)   [Logout](#)

**Student Homepage**

You have 0 30-minute Spanish credits and 1 15-minute Spanish credit

[1. Add Credits](#)

[2. Make a Reservation](#)

[3. Direct Messages](#)

[4. Help and Instructions](#)

My Reservations

prev	January						next
				*all times America/New_York*			
sun	mon	tue	wed	thu	fri	sat	
	1	2	3	4	5	6	
7	8	9	10	11	12	13	
14	15	16	17	18	19	20	
21	22	23	24	25 <span style="font-size: 0.8em; color: #007bff;">10:45 AM</span>	26	27	
28	29	30	31				

[Homepage](#)   [Account](#)   [Logout](#)

**Student Reservation**

**Reservation Details** [Send direct message to](#)

Date and Time:  
 Student Name:  
 Partner Name:  
 Status: Completed  
 Length: 30 Minutes  
 Assignment:  
 Instructions:

**Assignment**

**Phone Number**

[Download Audio](#)

## Contact

If you have any questions, please [contact our support team](#).