

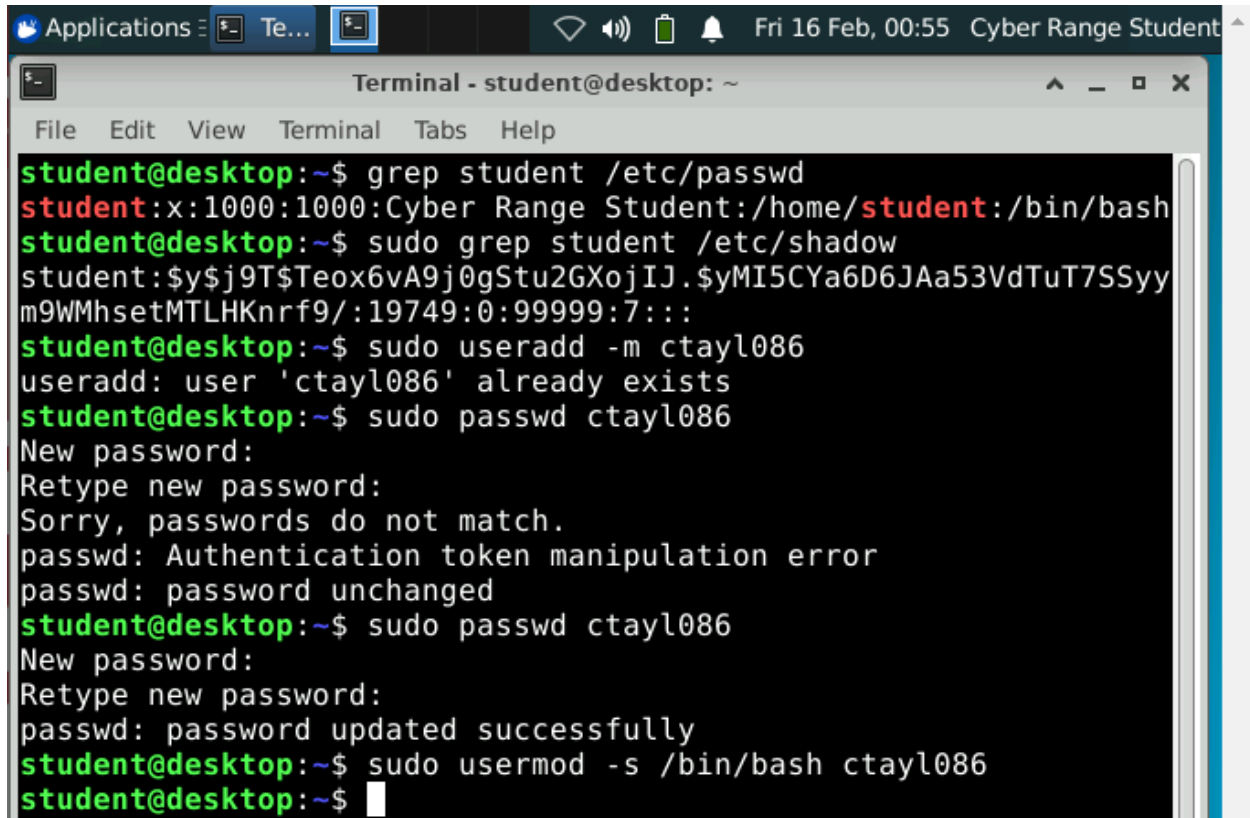
OLD DOMINION UNIVERSITY
CYSE 270LINUX SYSTEMS FOR CYBERSECURITY

ASSIGNMENT #4

Name: Carmen Taylor

UIN:01237096

TASK A:



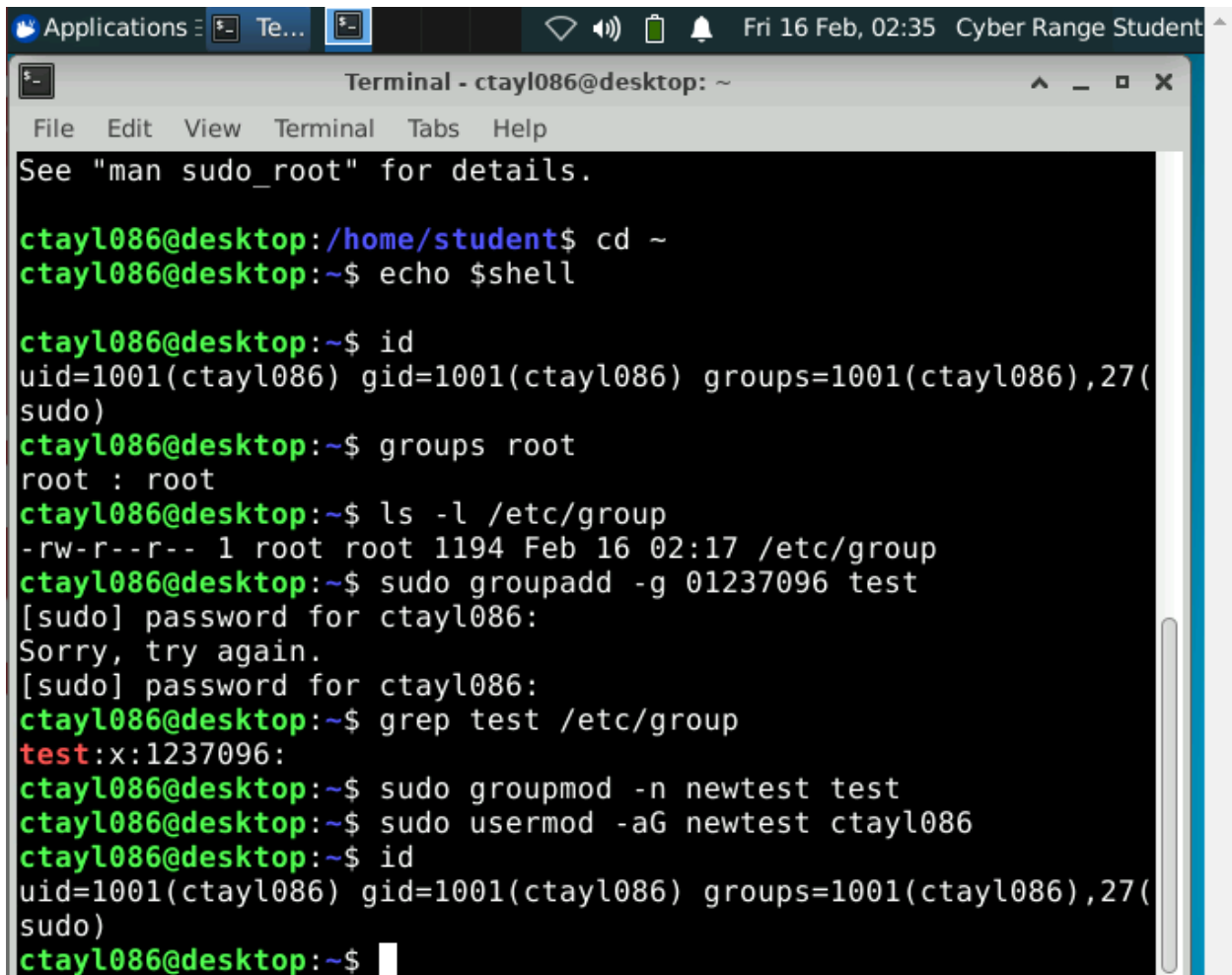
```
Applications Te... Terminal - student@desktop: ~
File Edit View Terminal Tabs Help
student@desktop:~$ grep student /etc/passwd
student:x:1000:1000:Cyber Range Student:/home/student:/bin/bash
student@desktop:~$ sudo grep student /etc/shadow
student:$y$j9T$Teox6vA9j0gStu2GXojIJ.$yMI5CYa6D6JAa53VdT7SSyy
m9WMhsetMTLHKnrf9/:19749:0:99999:7:::
student@desktop:~$ sudo useradd -m ctayl086
useradd: user 'ctayl086' already exists
student@desktop:~$ sudo passwd ctayl086
New password:
Retype new password:
Sorry, passwords do not match.
passwd: Authentication token manipulation error
passwd: password unchanged
student@desktop:~$ sudo passwd ctayl086
New password:
Retype new password:
passwd: password updated successfully
student@desktop:~$ sudo usermod -s /bin/bash ctayl086
student@desktop:~$
```

Step 1-5:(Display user info(grep /etc/passwd)(pass:/etc/shadow), create a new user(useradd), set password(passwd), change default shell to bash shell (usermod -s /bin/bash).)

```
Applications Te... Fri 16 Feb, 02:20 Cyber Range Student
Terminal - ctayl086@desktop: /home/student
File Edit View Terminal Tabs Help
me/cups-pk-helper:/usr/sbin/nologin
speech-dispatcher:x:125:29:Speech Dispatcher,,,:/run/speech-dispatcher:/bin/false
saned:x:126:135::/var/lib/saned:/usr/sbin/nologin
colord:x:127:136:colord colour management daemon,,,:/var/lib/colord:/usr/sbin/nologin
geoclue:x:128:137::/var/lib/geoclue:/usr/sbin/nologin
pulse:x:129:138:PulseAudio daemon,,,:/run/pulse:/usr/sbin/nologin
hplip:x:130:7:HPLIP system user,,,:/run/hplip:/bin/false
ctayl086:x:1001:1001:~/home/ctayl086:/bin/bash
student@desktop:~$ sudo usermod -aG sudo Ctayl086
usermod: user 'Ctayl086' does not exist
student@desktop:~$ sudo usermod -aG sudo ctayl086
student@desktop:~$ id ctayl086
uid=1001(ctayl086) gid=1001(ctayl086) groups=1001(ctayl086),27(sudo)
student@desktop:~$ su ctayl086
Password:
To run a command as administrator (user "root"), use "sudo <command>".
See "man sudo_root" for details.
ctayl086@desktop:/home/student$
```

Step 6-8: (Display user password info(id)(sudo grep /etc/shadow), add user to sudo group and switch to new user account(usermod -aG sudo) switch user:(su))

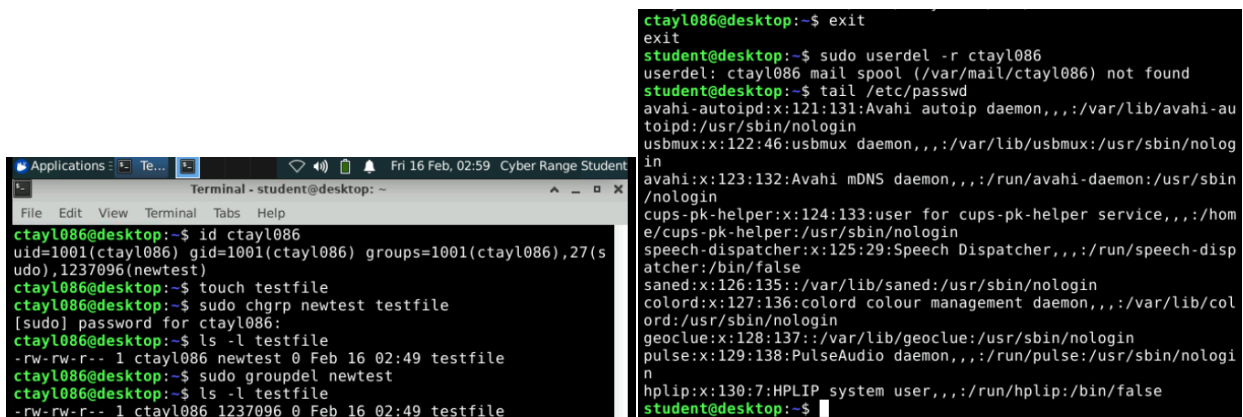
Task B:



```
Applications Te... Fri 16 Feb, 02:35 Cyber Range Student
Terminal - ctayl086@desktop: ~
File Edit View Terminal Tabs Help
See "man sudo_root" for details.
ctayl086@desktop:~/home/student$ cd ~
ctayl086@desktop:~$ echo $shell

ctayl086@desktop:~$ id
uid=1001(ctayl086) gid=1001(ctayl086) groups=1001(ctayl086),27(sudo)
ctayl086@desktop:~$ groups root
root : root
ctayl086@desktop:~$ ls -l /etc/group
-rw-r--r-- 1 root root 1194 Feb 16 02:17 /etc/group
ctayl086@desktop:~$ sudo groupadd -g 01237096 test
[sudo] password for ctayl086:
Sorry, try again.
[sudo] password for ctayl086:
ctayl086@desktop:~$ grep test /etc/group
test:x:1237096:
ctayl086@desktop:~$ sudo groupmod -n newtest test
ctayl086@desktop:~$ sudo usermod -aG newtest ctayl086
ctayl086@desktop:~$ id
uid=1001(ctayl086) gid=1001(ctayl086) groups=1001(ctayl086),27(sudo)
ctayl086@desktop:~$
```

Step 1-8: (Return to home directory(`cd ~`), determine shell (`echo $`), user & group info (`id`), display root info (`groups root`), display group owner/user owner (`/etc/group`), create a new group with a GID (`groupadd -g`), display group info (`grep test /etc/group`), change group name(`groupmod -n`), add current account to group(`usermod -aG`).



```
Applications Te... Fri 16 Feb, 02:59 Cyber Range Student
Terminal - student@desktop: ~
File Edit View Terminal Tabs Help
ctayl086@desktop:~$ id ctayl086
uid=1001(ctayl086) gid=1001(ctayl086) groups=1001(ctayl086),27(sudo),1237096(newtest)
ctayl086@desktop:~$ touch testfile
ctayl086@desktop:~$ sudo chgrp newtest testfile
[sudo] password for ctayl086:
ctayl086@desktop:~$ ls -l testfile
-rw-rw-r-- 1 ctayl086 newtest 0 Feb 16 02:49 testfile
ctayl086@desktop:~$ sudo groupdel newtest
ctayl086@desktop:~$ ls -l testfile
-rw-rw-r-- 1 ctayl086 1237096 0 Feb 16 02:49 testfile
ctayl086@desktop:~$ exit
exit
student@desktop:~$ sudo userdel -r ctayl086
userdel: ctayl086 mail spool (/var/mail/ctayl086) not found
student@desktop:~$ tail /etc/passwd
avahi-autoipd:x:121:131:Avahi autoip daemon,,,:/var/lib/avahi-autoipd:/usr/sbin/nologin
usbmux:x:122:46:usbmux daemon,,,:/var/lib/usbmux:/usr/sbin/nologin
avahi:x:123:132:Avahi mDNS daemon,,,:/run/avahi-daemon:/usr/sbin/nologin
cups-pk-helper:x:124:133:user for cups-pk-helper service,,,:/home/cups-pk-helper:/usr/sbin/nologin
speech-dispatcher:x:125:29:Speech Dispatcher,,,:/run/speech-dispatcher:/bin/false
saned:x:126:135:./var/lib/saned:/usr/sbin/nologin
colord:x:127:136:colord colour management daemon,,,:/var/lib/colord:/usr/sbin/nologin
geoclue:x:128:137:./var/lib/geoclue:/usr/sbin/nologin
pulse:x:129:138:PulseAudio daemon,,,:/run/pulse:/usr/sbin/nologin
hplip:x:130:7:HPLIP system user,,,:/run/hplip:/bin/false
student@desktop:~$
```

Step 9-12: create a new file (touch), change group name (chgrp), display group info(ls -l), delete the group (groupdel): I noticed the user changed to the GID, exit the account(exit), delete the user(userdel).