

CYSE 608 : Hands-On Lab Report 2

Name: Devin Johnson

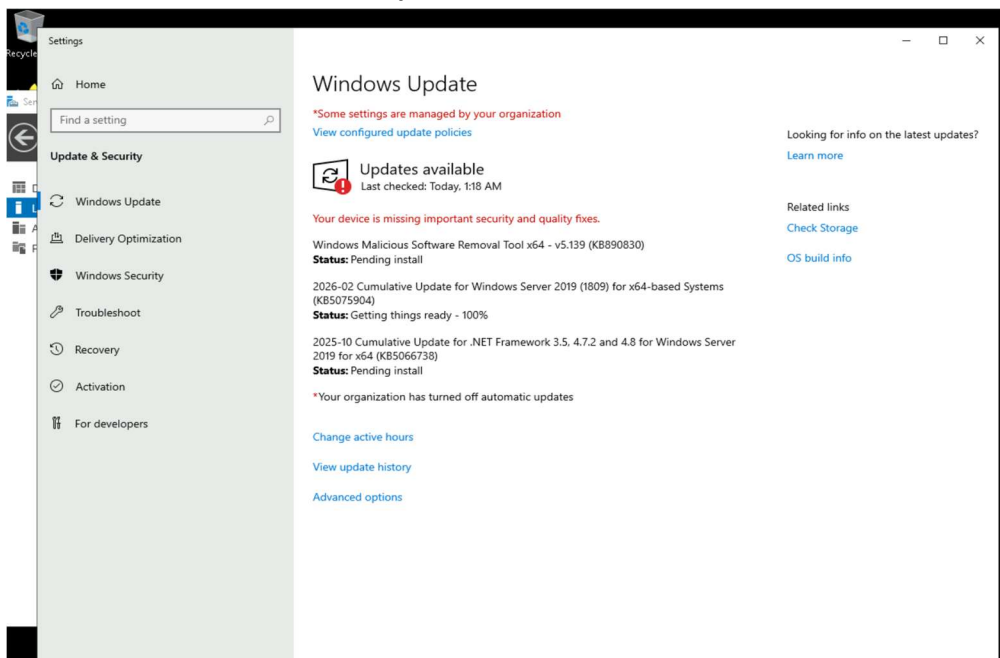
Directions: Review the tutorial video found in Module 2 and complete the following tasks. Submit your completed report in Canvas.

Basic Configuration Task in Windows Server 2019

Total Points = 50 points

Task 1. [12.5 points]

1. **The most relevant task you can complete/perform.**
2. **Provide a screenshot of the completed task.**

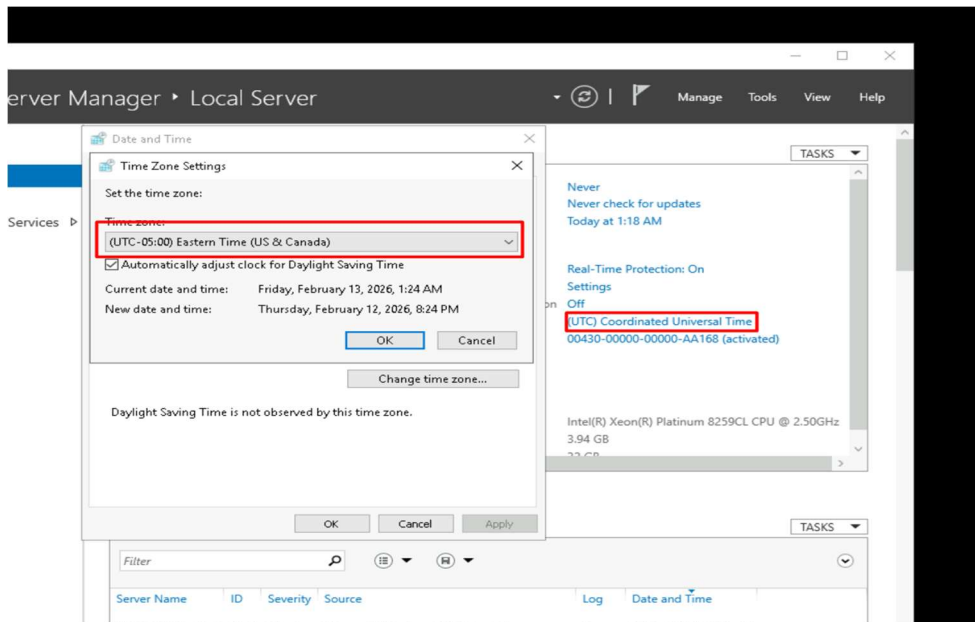


3. **Briefly describe the screenshot, explaining the task or tool used.**

In this task, I went to the settings to look for an update of the system. With the update, the computer will download all necessary updates to keep the server in the best form. Fix all patches and security updates.

Task 2. [12.5 points]

1. **The most relevant task you can complete/perform.**
2. **Provide a screenshot of the completed task.**

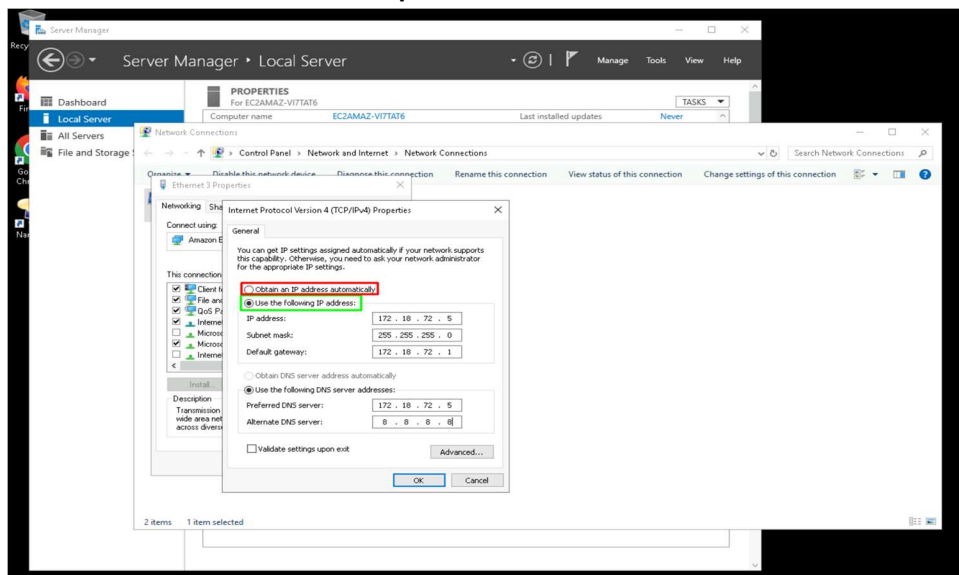


3. Briefly describe the screenshot, explaining the task or tool used.

In this task, I set the time zone from UTC to my correct and actual time zone of -5:00, which is Eastern time. This insures that all time stamps are accurate to my location.

Task 3. [12.5 points]

1. The most relevant task you can complete/perform.
2. Provide a screenshot of the completed task.

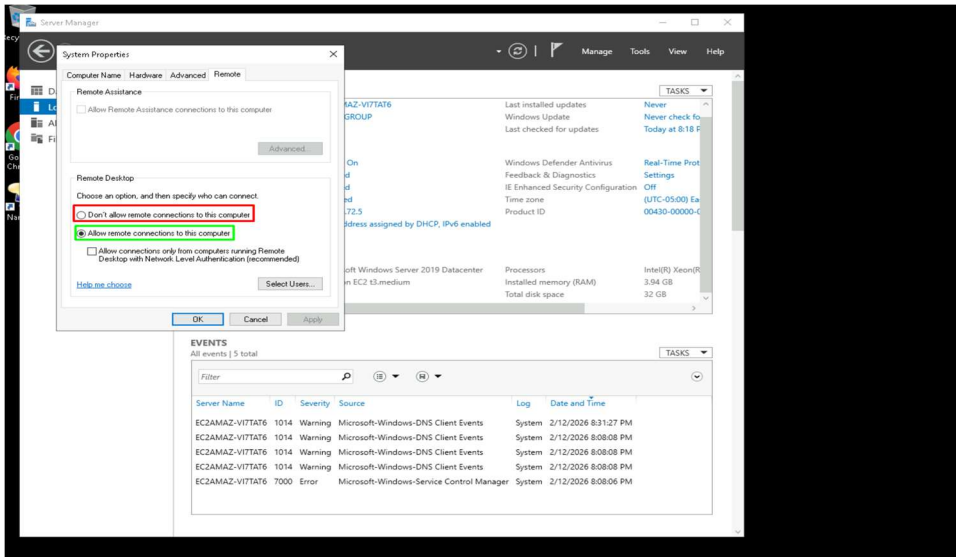


3. Briefly describe the screenshot, explaining the task or tool used.

In this task, I switch from auto IP address to a static IP address.

Task 4. [12.5 points]

1. The most relevant task you can complete/perform.
2. Provide a screenshot of the completed task.



3. Briefly describe the screenshot, explaining the task or tool used.

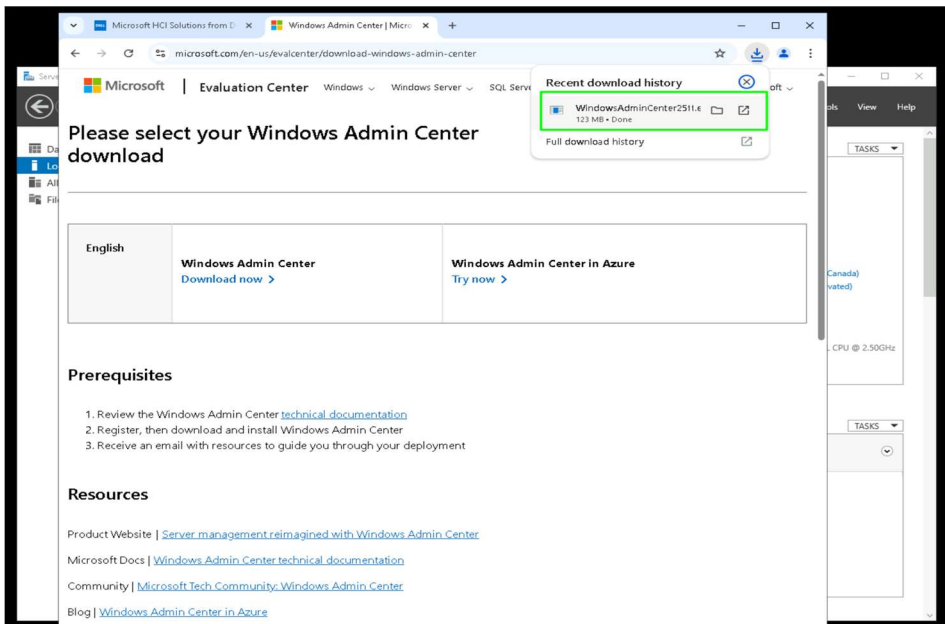
In this task, I enable Remote Desktop. This allows one to remote in to this server from a different location.

Installing Windows Admin Center on Windows Server 2019

Total Points = 50 points

Task 5. [12.5 points]

1. The most relevant task you can complete/perform.
2. Provide a screenshot of the completed task.

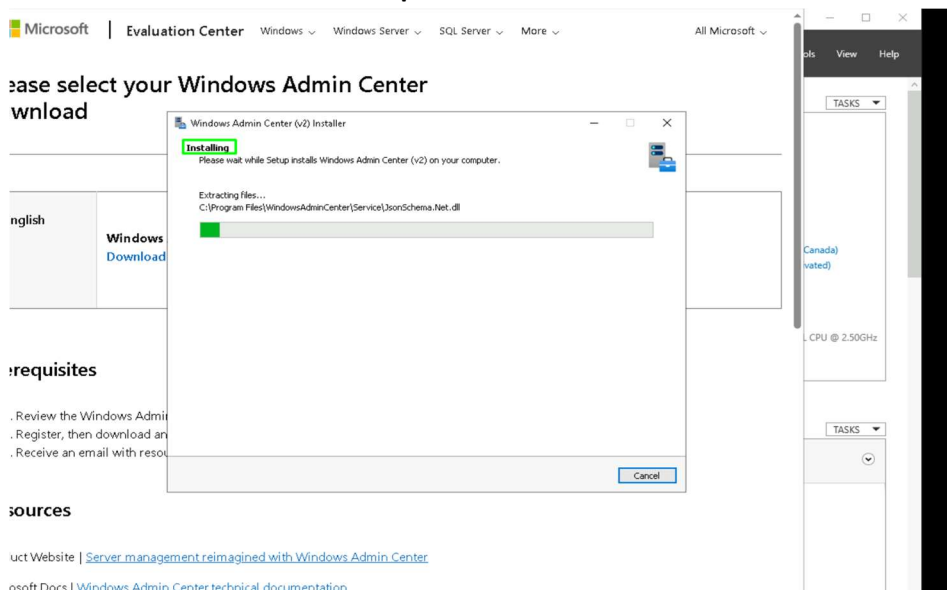


3. Briefly describe the screenshot, explaining the task or tool used.

In this step, I downloaded the Windows Admin Setup. This allows the install of Windows Admin Center.

Task 6. [12.5 points]

- 1. The most relevant task you can complete/perform.**
- 2. Provide a screenshot of the completed task.**

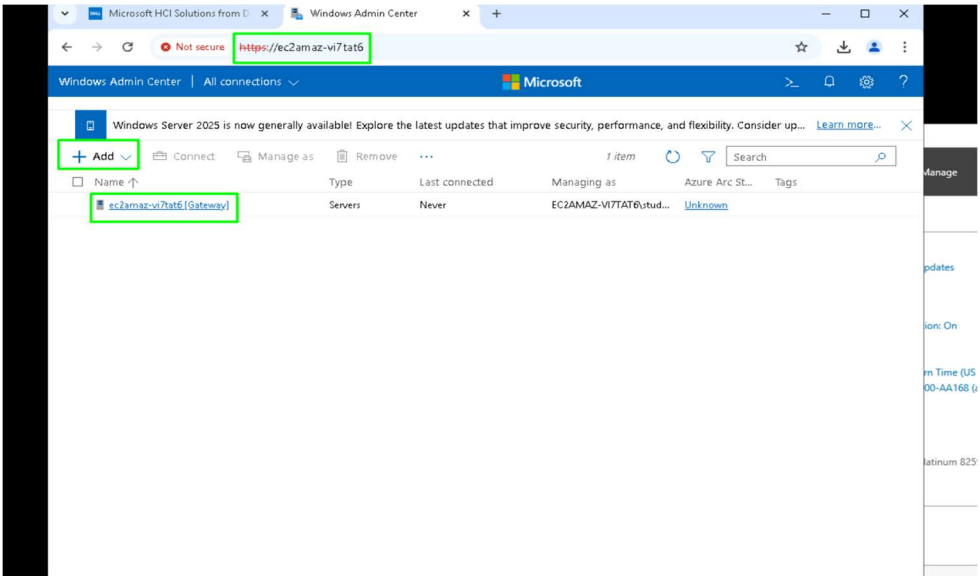


3. Briefly describe the screenshot, explaining the task or tool used.

In this task, I'm installing Windows Admin Center on the server.

Task 7. [12.5 points]

- 1. The most relevant task you can complete/perform.**
- 2. Provide a screenshot of the completed task.**



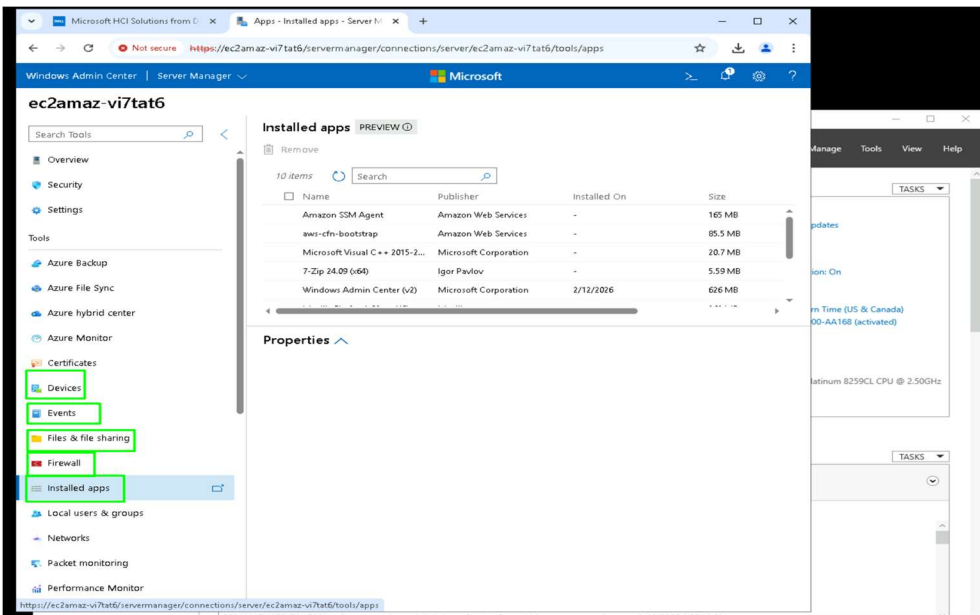
3. Briefly describe the screenshot, explaining the task or tool used.

In this task, I added the server to the WAC. By putting the server name in to the URL it automatically brings this up.

Task 8. [12.5 points]

1. The most relevant task you can complete/perform.

2. Provide a screenshot of the completed task.



3. Briefly describe the screenshot, explaining the task or tool used.

In this task, it shows the management of the server. In here, we are able to see things like Events, Files and Installed apps.