

CYSE 608: Hands-On Lab Report 4

Name: Devin Johnson

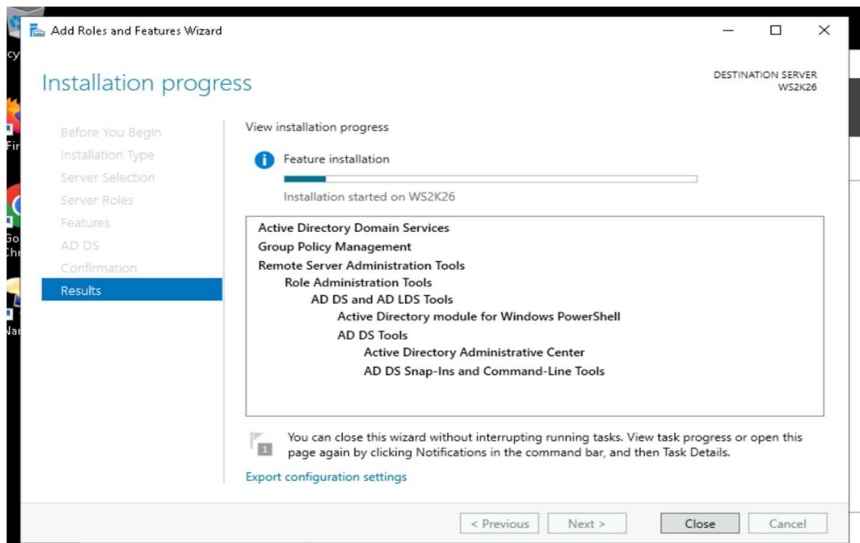
Directions: Review the tutorial video found in Module 4 and complete the following tasks. Submit your completed report in Canvas.

Setting up Active Directory in Windows Server 2019

Total Points = 50 points

Task 1. [12.5 points]

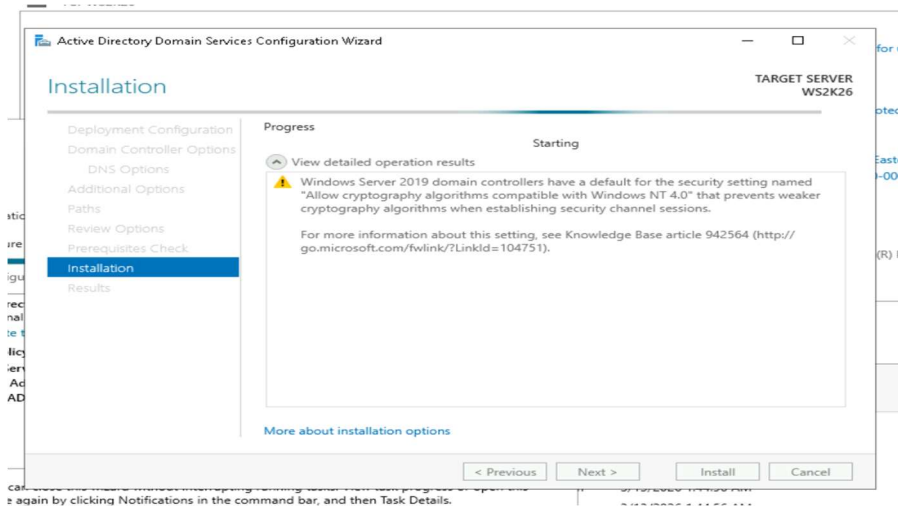
1. **The most relevant task you can complete/perform.**
2. **Provide a screenshot of the completed task.**



3. **Briefly describe the screenshot, explaining the task or tool used.**
In this step, it is the actual install of Active Directory from Manage.

Task 2. [12.5 points]

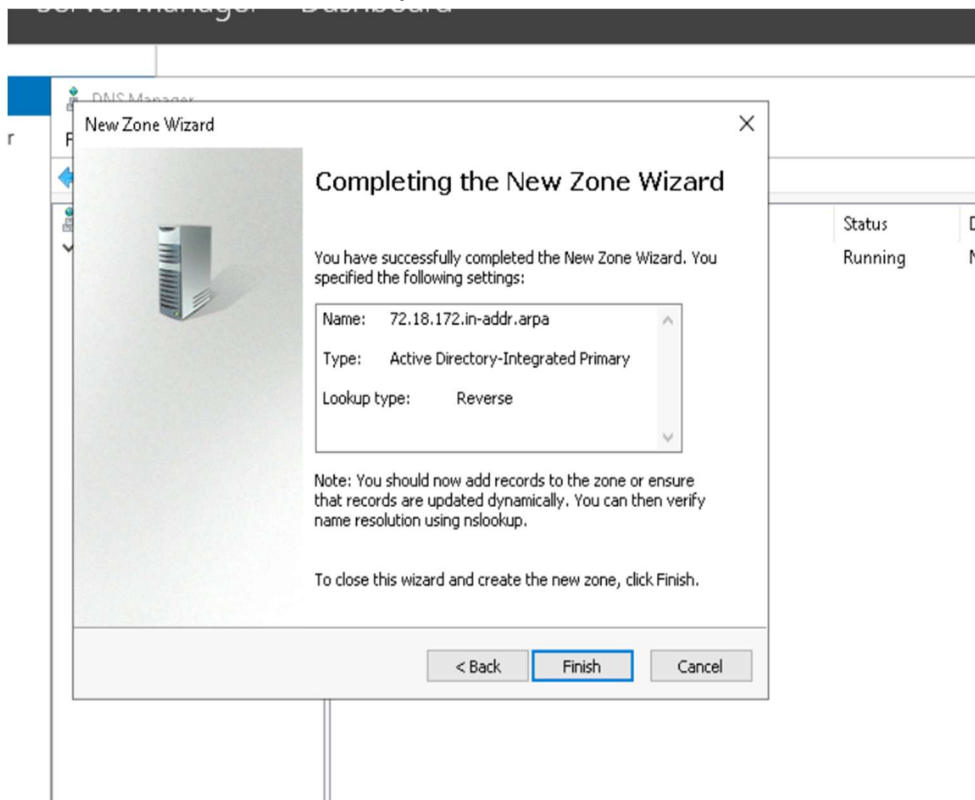
1. **The most relevant task you can complete/perform.**
2. **Provide a screenshot of the completed task.**



3. Briefly describe the screenshot, explaining the task or tool used.
Installing AD Domain services

Task 3. [12.5 points]

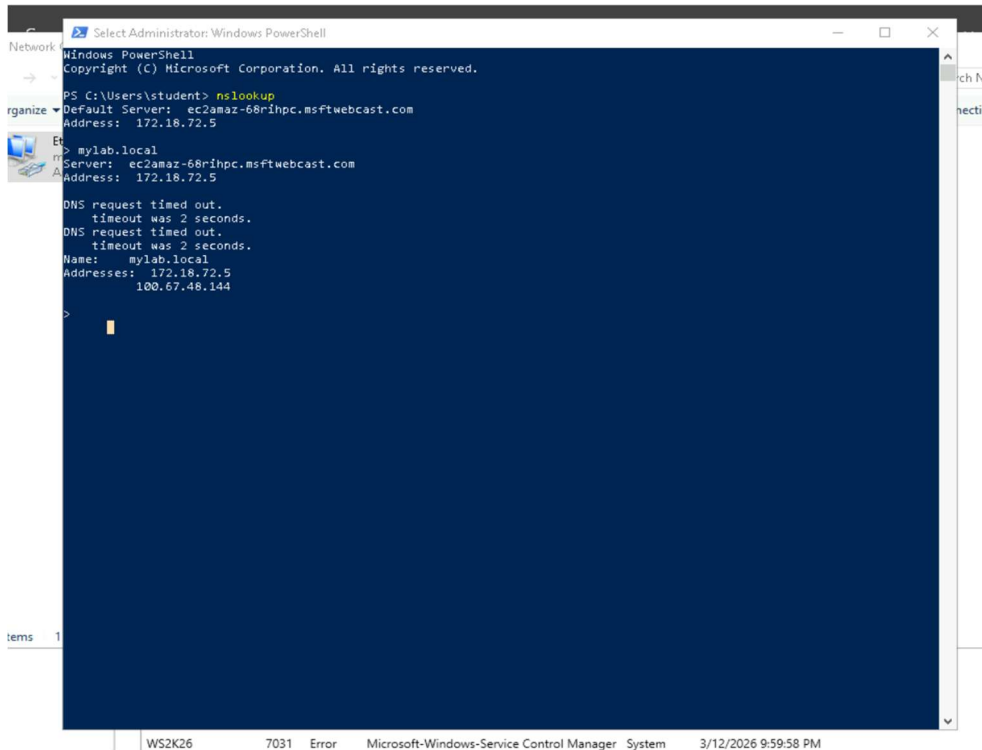
1. The most relevant task you can complete/perform.
2. Provide a screenshot of the completed task.



3. Briefly describe the screenshot, explaining the task or tool used.
Creating new reverse lookup zone

Task 4. [12.5 points]

1. The most relevant task you can complete/perform.
2. Provide a screenshot of the completed task.



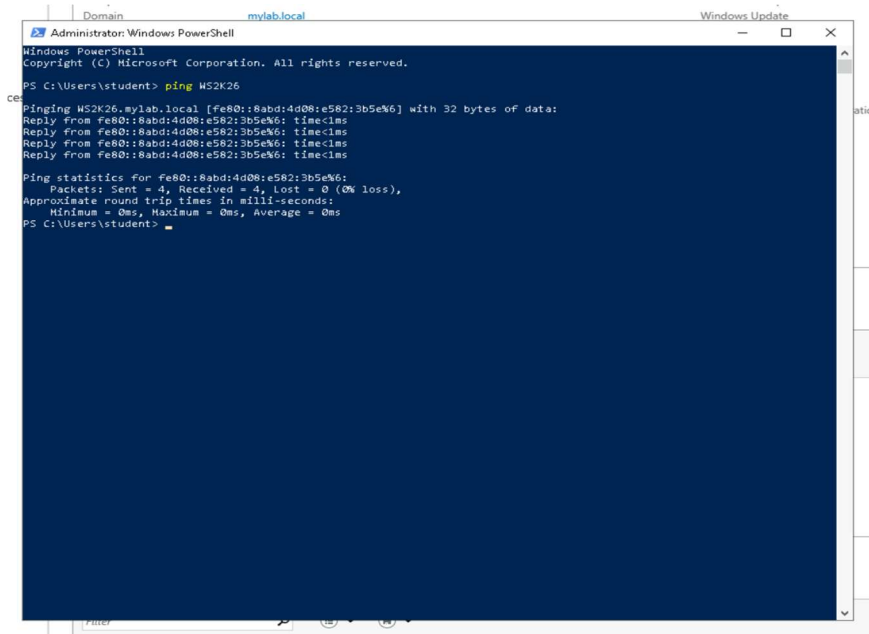
3. Briefly describe the screenshot, explaining the task or tool used.
Showing the Ip for the servers

How to Join Windows Server 2019 to an Existing Active Directory Domain

Total Point = 50 points

Task 5. [12.5 points]

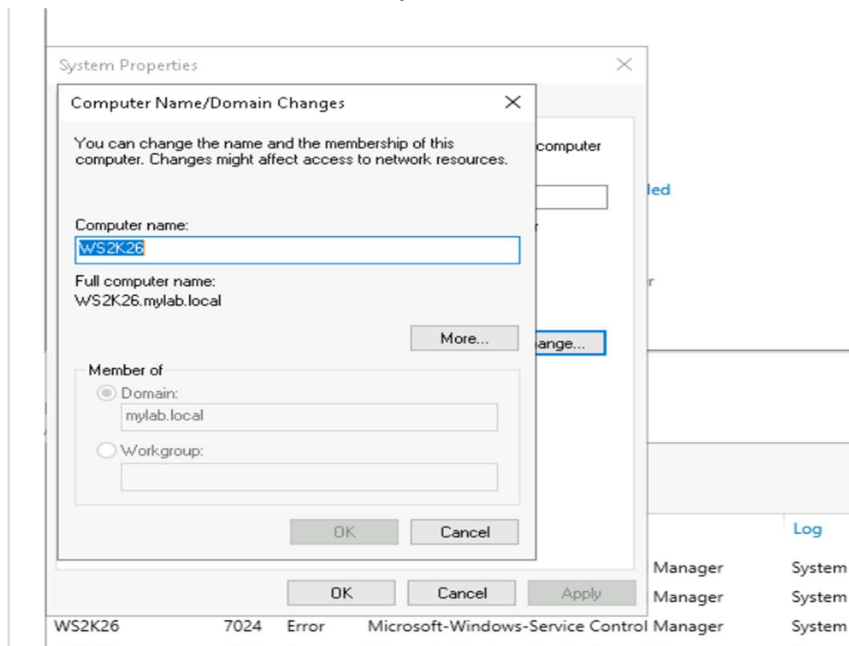
1. The most relevant task you can complete/perform.
2. Provide a screenshot of the completed task.



3. Briefly describe the screenshot, explaining the task or tool used.
Pinging the Domain Controller to insure connectivity

Task 6.

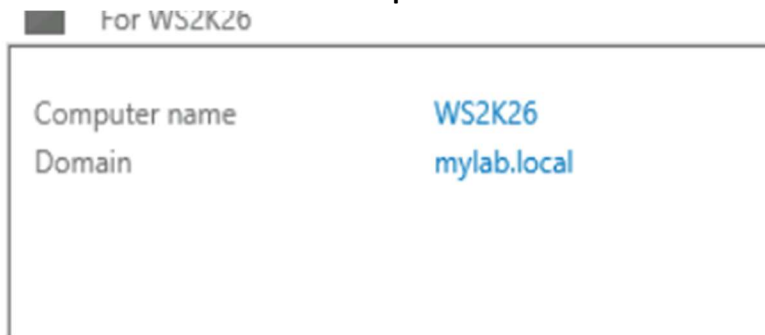
1. The most relevant task you can complete/perform.
2. Provide a screenshot of the completed task.



3. Briefly describe the screenshot, explaining the task or tool used.
Selecting domain for server

Task 7. [12.5 points]

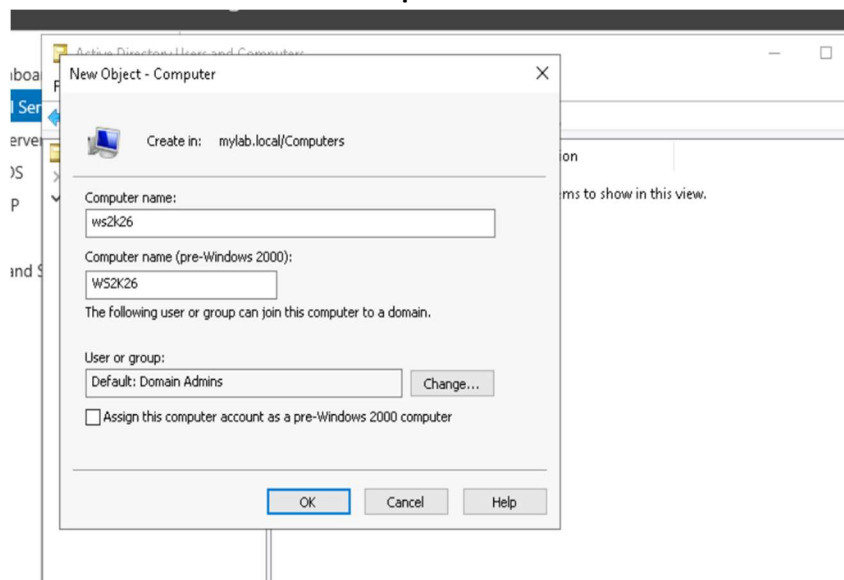
1. The most relevant task you can complete/perform.
2. Provide a screenshot of the completed task.



3. Briefly describe the screenshot, explaining the task or tool used.
Added to domain

Task 8. [12.5 points]

1. The most relevant task you can complete/perform.
2. Provide a screenshot of the completed task.



3. Briefly describe the screenshot, explaining the task or tool used.
Adding through the Group Policy services