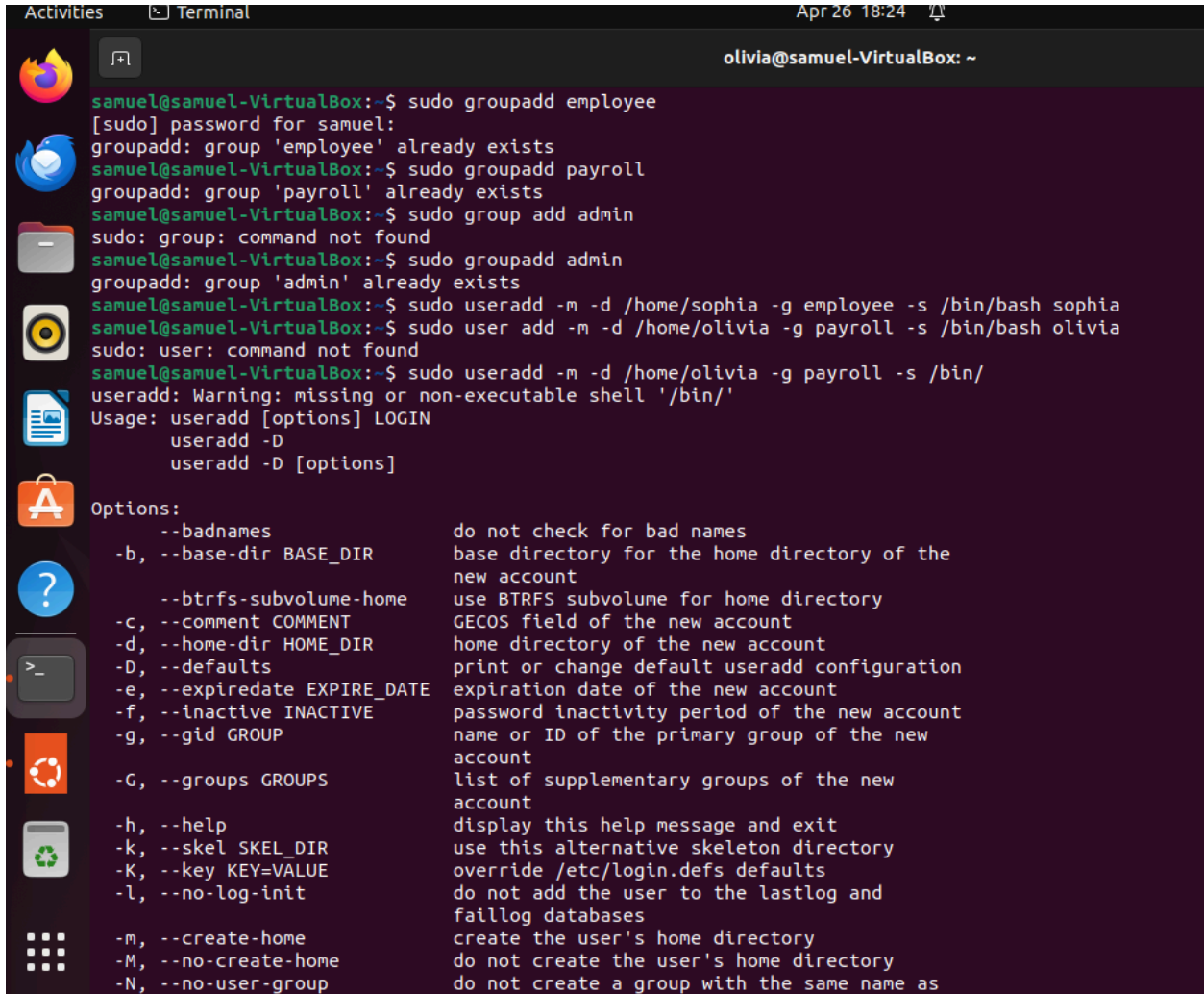


## Lab 6 With extra credit question

The reason why olivia account is will not allow is because olivia does not owner of the directory therefore cannot delete the account



```
Activities Terminal Apr 26 18:24 olivia@samuel-VirtualBox: ~
samuel@samuel-VirtualBox:~$ sudo groupadd employee
[sudo] password for samuel:
groupadd: group 'employee' already exists
samuel@samuel-VirtualBox:~$ sudo groupadd payroll
groupadd: group 'payroll' already exists
samuel@samuel-VirtualBox:~$ sudo group add admin
sudo: group: command not found
samuel@samuel-VirtualBox:~$ sudo groupadd admin
groupadd: group 'admin' already exists
samuel@samuel-VirtualBox:~$ sudo useradd -m -d /home/sophia -g employee -s /bin/bash sophia
samuel@samuel-VirtualBox:~$ sudo user add -m -d /home/olivia -g payroll -s /bin/bash olivia
sudo: user: command not found
samuel@samuel-VirtualBox:~$ sudo useradd -m -d /home/olivia -g payroll -s /bin/
useradd: Warning: missing or non-executable shell '/bin/'
Usage: useradd [options] LOGIN
       useradd -D
       useradd -D [options]

Options:
  --badnames          do not check for bad names
  -b, --base-dir BASE_DIR  base directory for the home directory of the
                          new account
  --btrfs-subvolume-home  use BTRFS subvolume for home directory
  -c, --comment COMMENT  GECOS field of the new account
  -d, --home-dir HOME_DIR  home directory of the new account
  -D, --defaults        print or change default useradd configuration
  -e, --expiredate EXPIRE_DATE  expiration date of the new account
  -f, --inactive INACTIVE  password inactivity period of the new account
  -g, --gid GROUP        name or ID of the primary group of the new
                          account
  -G, --groups GROUPS    list of supplementary groups of the new
                          account
  -h, --help            display this help message and exit
  -k, --skel SKEL_DIR    use this alternative skeleton directory
  -K, --key KEY=VALUE    override /etc/login.defs defaults
  -l, --no-log-init      do not add the user to the lastlog and
                          faillog databases
  -m, --create-home      create the user's home directory
  -M, --no-create-home   do not create the user's home directory
  -N, --no-user-group    do not create a group with the same name as
```

Step 1-3



olivia@samuel-VirtualBox: ~

```
-u, --uid UID          user ID of the new account
-U, --user-group       create a group with the same name as the user
-Z, --selinux-user SEUSER use a specific SEUSER for the SELinux user mapping
--extrausers           Use the extra users database
```

```
olivia@samuel-VirtualBox:~$ sudo useradd -m -d /home/olivia -g payroll -s/bin/bash olivia
```

```
olivia@samuel-VirtualBox:~$ /home/emma -g admin -s /bin/bash emma
```

```
bash: /home/emma: No such file or directory
```

```
olivia@samuel-VirtualBox:~$ sudo useradd -m -d /home/emma -admin -s /bin/bash emma
```

```
useradd: invalid option -- 'a'
```

```
Usage: useradd [options] LOGIN
```

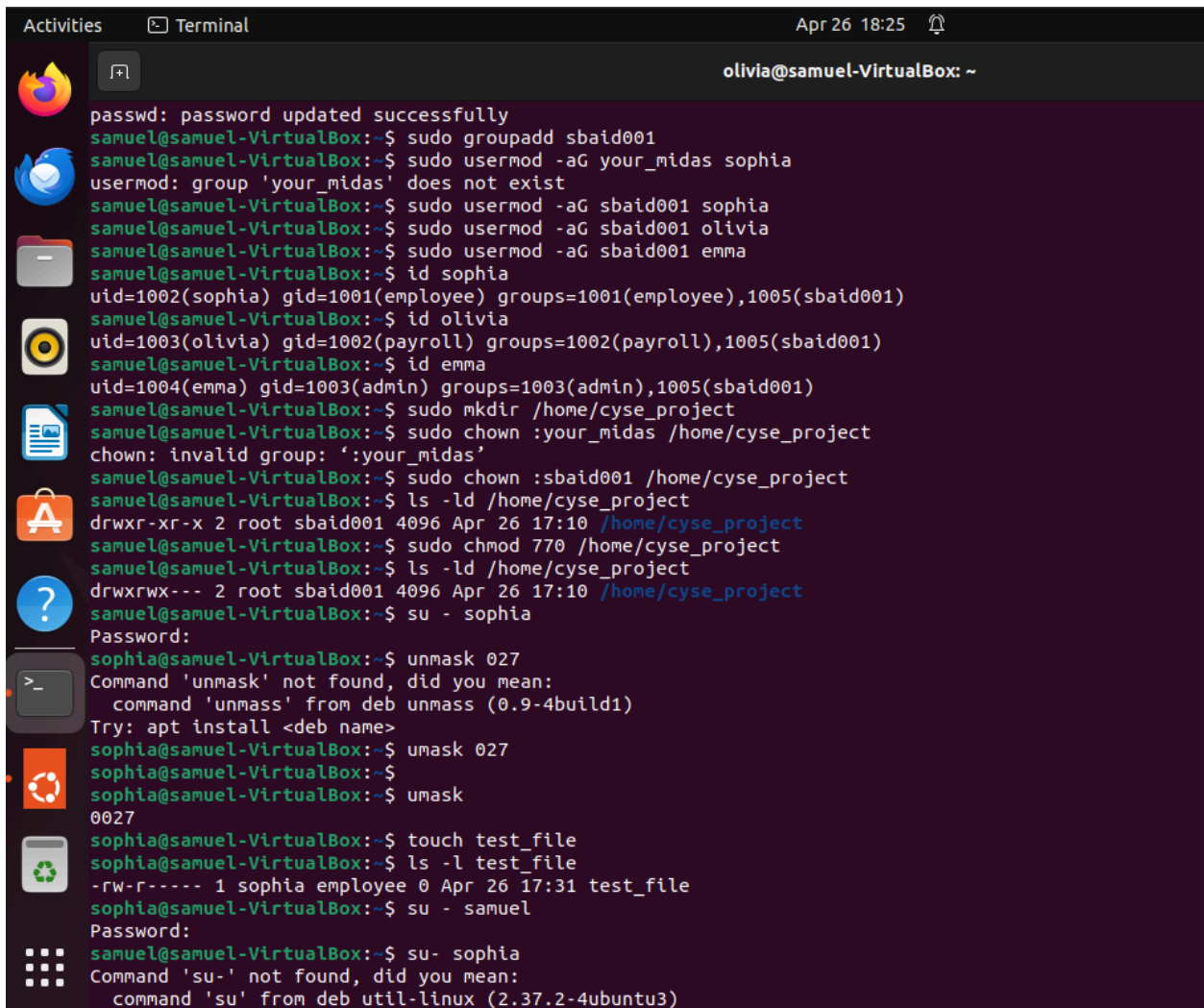
```
useradd -D
```

```
useradd -D [options]
```

**Options:**

```
--badnames           do not check for bad names
-b, --base-dir BASE_DIR base directory for the home directory of the new account
--btrfs-subvolume-home use BTRFS subvolume for home directory
-c, --comment COMMENT GECOS field of the new account
-d, --home-dir HOME_DIR home directory of the new account
-D, --defaults        print or change default useradd configuration
-e, --expiredate EXPIRE_DATE expiration date of the new account
-f, --inactive INACTIVE password inactivity period of the new account
-g, --gid GROUP        name or ID of the primary group of the new account
-G, --groups GROUPS   list of supplementary groups of the new account
-h, --help            display this help message and exit
-k, --skel SKEL_DIR   use this alternative skeleton directory
-K, --key KEY=VALUE   override /etc/login.defs defaults
-l, --no-log-init      do not add the user to the lastlog and faillog databases
-m, --create-home     create the user's home directory
-M, --no-create-home  do not create the user's home directory
-N, --no-user-group    do not create a group with the same name as the user
-o, --non-unique       allow to create users with duplicate (non-unique) UID
-p, --password PASSWORD encrypted password of the new account
```

### Step 3



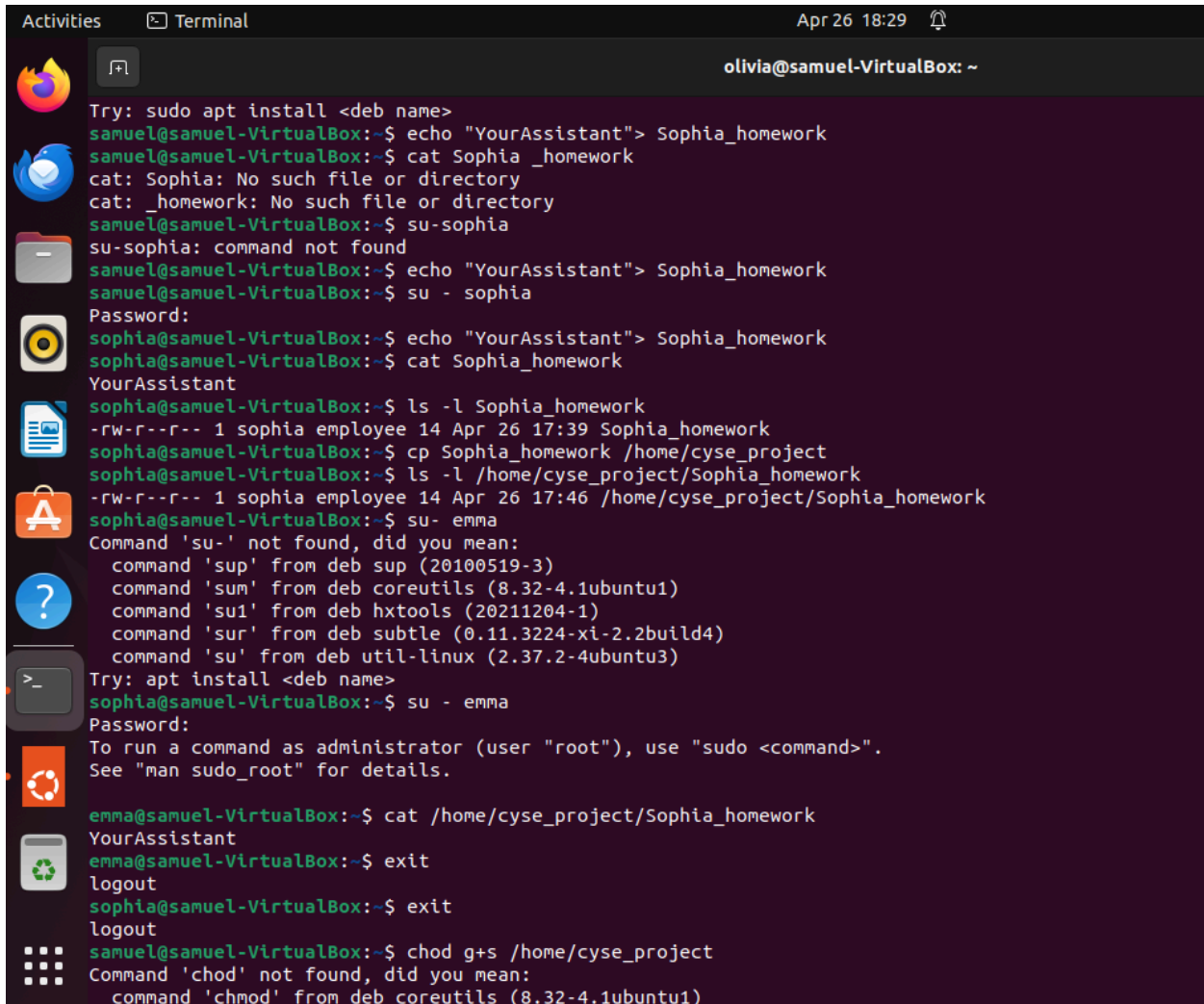
```
Activities Terminal Apr 26 18:25 olivia@samuel-VirtualBox: ~
passwd: password updated successfully
samuel@samuel-VirtualBox:~$ sudo groupadd sbaid001
samuel@samuel-VirtualBox:~$ sudo usermod -aG your_midas sophia
usermod: group 'your_midas' does not exist
samuel@samuel-VirtualBox:~$ sudo usermod -aG sbaid001 sophia
samuel@samuel-VirtualBox:~$ sudo usermod -aG sbaid001 olivia
samuel@samuel-VirtualBox:~$ sudo usermod -aG sbaid001 emma
samuel@samuel-VirtualBox:~$ id sophia
uid=1002(sophia) gid=1001(employee) groups=1001(employee),1005(sbaid001)
samuel@samuel-VirtualBox:~$ id olivia
uid=1003(olivia) gid=1002(payload) groups=1002(payload),1005(sbaid001)
samuel@samuel-VirtualBox:~$ id emma
uid=1004(emma) gid=1003(admin) groups=1003(admin),1005(sbaid001)
samuel@samuel-VirtualBox:~$ sudo mkdir /home/cyse_project
samuel@samuel-VirtualBox:~$ sudo chown :your_midas /home/cyse_project
chown: invalid group: ':your_midas'
samuel@samuel-VirtualBox:~$ sudo chown :sbaid001 /home/cyse_project
samuel@samuel-VirtualBox:~$ ls -ld /home/cyse_project
drwxr-xr-x 2 root sbaid001 4096 Apr 26 17:10 /home/cyse_project
samuel@samuel-VirtualBox:~$ sudo chmod 770 /home/cyse_project
samuel@samuel-VirtualBox:~$ ls -ld /home/cyse_project
drwxrwx--- 2 root sbaid001 4096 Apr 26 17:10 /home/cyse_project
samuel@samuel-VirtualBox:~$ su - sophia
Password:
sophia@samuel-VirtualBox:~$ unmask 027
Command 'unmask' not found, did you mean:
  command 'unmass' from deb unmass (0.9-4build1)
Try: apt install <deb name>
sophia@samuel-VirtualBox:~$ umask 027
sophia@samuel-VirtualBox:~$
sophia@samuel-VirtualBox:~$ umask
0027
sophia@samuel-VirtualBox:~$ touch test_file
sophia@samuel-VirtualBox:~$ ls -l test_file
-rw-r----- 1 sophia employee 0 Apr 26 17:31 test_file
sophia@samuel-VirtualBox:~$ su - samuel
Password:
samuel@samuel-VirtualBox:~$ su- sophia
Command 'su-' not found, did you mean:
  command 'su' from deb util-linux (2.37.2-4ubuntu3)
```

### Step 4- 6



```
sophia@samuel-VirtualBox:~$ touch test_file
sophia@samuel-VirtualBox:~$ ls -l test_file
-rw-r--r-- 1 sophia employee 0 Apr 26 17:31 test_file
sophia@samuel-VirtualBox:~$ su - samuel
Password:
samuel@samuel-VirtualBox:~$ su - sophia
Command 'su-' not found, did you mean:
  command 'su' from deb util-linux (2.37.2-4ubuntu3)
  command 'su1' from deb hxttools (20211204-1)
  command 'sum' from deb coreutils (8.32-4.1ubuntu1)
  command 'sup' from deb sup (20100519-3)
  command 'sur' from deb subtle (0.11.3224-xi-2.2build4)
Try: sudo apt install <deb name>
samuel@samuel-VirtualBox:~$ echo "YourAssistant"> Sophia_homework
samuel@samuel-VirtualBox:~$ cat Sophia_homework
cat: Sophia: No such file or directory
cat: _homework: No such file or directory
samuel@samuel-VirtualBox:~$ su-sophia
su-sophia: command not found
samuel@samuel-VirtualBox:~$ echo "YourAssistant"> Sophia_homework
samuel@samuel-VirtualBox:~$ su - sophia
Password:
sophia@samuel-VirtualBox:~$ echo "YourAssistant"> Sophia_homework
sophia@samuel-VirtualBox:~$ cat Sophia_homework
YourAssistant
sophia@samuel-VirtualBox:~$ ls -l Sophia_homework
-rw-r--r-- 1 sophia employee 14 Apr 26 17:39 Sophia_homework
sophia@samuel-VirtualBox:~$ cp Sophia_homework /home/cyse_project
sophia@samuel-VirtualBox:~$ ls -l /home/cyse_project/Sophia_homework
-rw-r--r-- 1 sophia employee 14 Apr 26 17:46 /home/cyse_project/Sophia_homework
sophia@samuel-VirtualBox:~$ su- emma
Command 'su-' not found, did you mean:
  command 'sup' from deb sup (20100519-3)
  command 'sum' from deb coreutils (8.32-4.1ubuntu1)
  command 'su1' from deb hxttools (20211204-1)
  command 'sur' from deb subtle (0.11.3224-xi-2.2build4)
  command 'su' from deb util-linux (2.37.2-4ubuntu3)
Try: apt install <deb name>
sophia@samuel-VirtualBox:~$ su - emma
Password:
```

## Step 7-8



```
Activities Terminal Apr 26 18:29 olivia@samuel-VirtualBox: ~  
Try: sudo apt install <deb name>  
samuel@samuel-VirtualBox:~$ echo "YourAssistant"> Sophia_homework  
samuel@samuel-VirtualBox:~$ cat Sophia_homework  
cat: Sophia: No such file or directory  
cat: _homework: No such file or directory  
samuel@samuel-VirtualBox:~$ su-sophia  
su-sophia: command not found  
samuel@samuel-VirtualBox:~$ echo "YourAssistant"> Sophia_homework  
samuel@samuel-VirtualBox:~$ su - sophia  
Password:  
sophia@samuel-VirtualBox:~$ echo "YourAssistant"> Sophia_homework  
sophia@samuel-VirtualBox:~$ cat Sophia_homework  
YourAssistant  
sophia@samuel-VirtualBox:~$ ls -l Sophia_homework  
-rw-r--r-- 1 sophia employee 14 Apr 26 17:39 Sophia_homework  
sophia@samuel-VirtualBox:~$ cp Sophia_homework /home/cyse_project  
sophia@samuel-VirtualBox:~$ ls -l /home/cyse_project/Sophia_homework  
-rw-r--r-- 1 sophia employee 14 Apr 26 17:46 /home/cyse_project/Sophia_homework  
sophia@samuel-VirtualBox:~$ su- emma  
Command 'su-' not found, did you mean:  
  command 'sup' from deb sup (20100519-3)  
  command 'sum' from deb coreutils (8.32-4.1ubuntu1)  
  command 'su1' from deb hxttools (20211204-1)  
  command 'sur' from deb subtle (0.11.3224-xi-2.2build4)  
  command 'su' from deb util-linux (2.37.2-4ubuntu3)  
>_  
Try: apt install <deb name>  
sophia@samuel-VirtualBox:~$ su - emma  
Password:  
To run a command as administrator (user "root"), use "sudo <command>".  
See "man sudo_root" for details.  
emma@samuel-VirtualBox:~$ cat /home/cyse_project/Sophia_homework  
YourAssistant  
emma@samuel-VirtualBox:~$ exit  
logout  
sophia@samuel-VirtualBox:~$ exit  
logout  
samuel@samuel-VirtualBox:~$ chod g+s /home/cyse_project  
Command 'chod' not found, did you mean:  
  command 'chmod' from deb coreutils (8.32-4.1ubuntu1)
```

## Step 8-10

```
Activities Terminal Apr 26 18:30 olivia@samuel-VirtualBox: ~
Try: sudo apt install <deb name>
samuel@samuel-VirtualBox:~$ chmod g+s /home/cyse_project
chmod: changing permissions of '/home/cyse_project': Operation not permitted
samuel@samuel-VirtualBox:~$ su
Password:
su: Authentication failure
samuel@samuel-VirtualBox:~$
samuel@samuel-VirtualBox:~$ si
si: command not found
samuel@samuel-VirtualBox:~$ su
Password:
su: Authentication failure
samuel@samuel-VirtualBox:~$ chmod g+s/home/cyse_project
LibreOfficeWriter perand after 'g+s/home/cyse_project'
Try 'chmod --help' for more information.
samuel@samuel-VirtualBox:~$ chmod g+s /home/cyse_project
chmod: changing permissions of '/home/cyse_project': Operation not permitted
samuel@samuel-VirtualBox:~$ sudo chmod g+s/home/cyse_project
[sudo] password for samuel:
chmod: missing operand after 'g+s/home/cyse_project'
Try 'chmod --help' for more information.
samuel@samuel-VirtualBox:~$ sudo chmod g+s /home/cyse_project
samuel@samuel-VirtualBox:~$ su-sophia
su-sophia: command not found
samuel@samuel-VirtualBox:~$ su - sophia
Password:
sophia@samuel-VirtualBox:~$ cp Sophia_homework /home/cyse_project/Sophia_homework2
sophia@samuel-VirtualBox:~$ su - emma
Password:
To run a command as administrator (user "root"), use "sudo <command>".
See "man sudo_root" for details.
emma@samuel-VirtualBox:~$ cat /home/cyse_project/Sophia_homework2
YourAssistant
emma@samuel-VirtualBox:~$ sudo chmod g-r /home/cyse_project
[sudo] password for emma:
emma@samuel-VirtualBox:~$ su - sophia
Password:
sophia@samuel-VirtualBox:~$ cp Sophia_homework /home/cyse_project/Sophia_homework3
```

Task B 1-3 Task C 1-3

```
Activities Terminal Apr 26 18:31 olivia@samuel-VirtualBox: ~
sophia@samuel-VirtualBox:~$ su - olivia
Password:
su: Authentication failure
sophia@samuel-VirtualBox:~$ su - olivia
Password:
olivia@samuel-VirtualBox:~$ cat /home/cyse_project/Sophia_homework3
YourAssistant
olivia@samuel-VirtualBox:~$ sudo rm /home/cyse_project/Sophia_homework
[sudo] password for olivia:
olivia is not in the sudoers file. This incident will be reported.
olivia@samuel-VirtualBox:~$ su
Password:
su: Authentication failure
olivia@samuel-VirtualBox:~$
olivia@samuel-VirtualBox:~$ exit
logout
sophia@samuel-VirtualBox:~$ exit
logout
emma@samuel-VirtualBox:~$ exit
logout
sophia@samuel-VirtualBox:~$ exit
logout
samuel@samuel-VirtualBox:~$ rm /home/cyse_project/Sophia_homework
rm: cannot remove '/home/cyse_project/Sophia_homework': Permission denied
samuel@samuel-VirtualBox:~$ sudo rm /home/cyse_project/Sophia_homework
[sudo] password for samuel:
Sorry, try again.
[sudo] password for samuel:
samuel@samuel-VirtualBox:~$ chmod +t /home/cyse_project
chmod: changing permissions of '/home/cyse_project': Operation not permitted
samuel@samuel-VirtualBox:~$ sudo chmod +t /home/cyse_project
samuel@samuel-VirtualBox:~$ su - olivia
Password:
olivia@samuel-VirtualBox:~$ rm /home/cyse_project/Sophia_homework3
rm: remove write-protected regular file '/home/cyse_project/Sophia_homework3'?
olivia@samuel-VirtualBox:~$ rm /home/cyse_project/Sophia_homework3
rm: remove write-protected regular file '/home/cyse_project/Sophia_homework3'? y
rm: cannot remove '/home/cyse_project/Sophia_homework3': Operation not permitted
olivia@samuel-VirtualBox:~$
```

Extra credit all steps