

A white line-art icon of a lit lightbulb with three short lines above it representing light rays, positioned over the letter 's' in the word 'Classroom'.A white line-art icon of a crown with three points, located in the upper right corner of the slide.A white line-art icon of a magnifying glass with a circular lens and a handle, located in the lower right quadrant of the slide.


# Classroom Management and Discipline Plan

STEPHANIE PATTERSON



## Classroom Philosophy

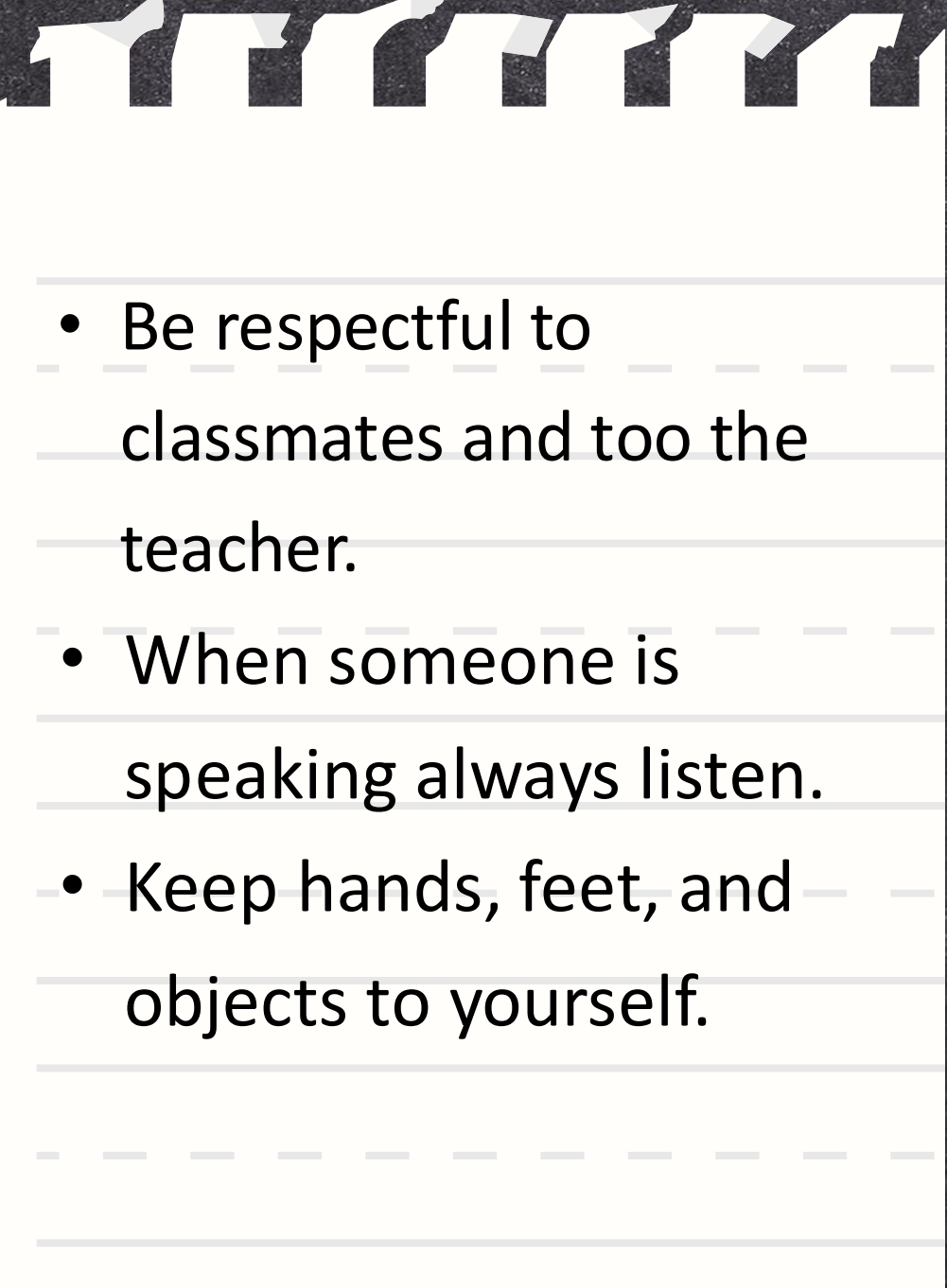
My goal is to create a safe classroom for all students. I want all students to feel welcome. I want to build good relationships with all my students and their families.








# Classroom Rules



- 
- Be respectful to classmates and too the teacher.
  - When someone is speaking always listen.
  - Keep hands, feet, and objects to yourself.

- 
4. Follow directions the first time they have been given.
  5. Be responsible for yourself and your actions.



# Discipline, Consequences, and Rewards

-Warnings

-Removal of Privileges

-Communication with  
family

-Speak with school  
administration

-Loss of recess time

(walk 1-2 laps and then  
you can join)

-Time may be lost from  
free time activiti

-Extra recess time

-Class rewards

-Extra reading time



# Procedures and Routines



# Classroom Procedures



## Morning Routine

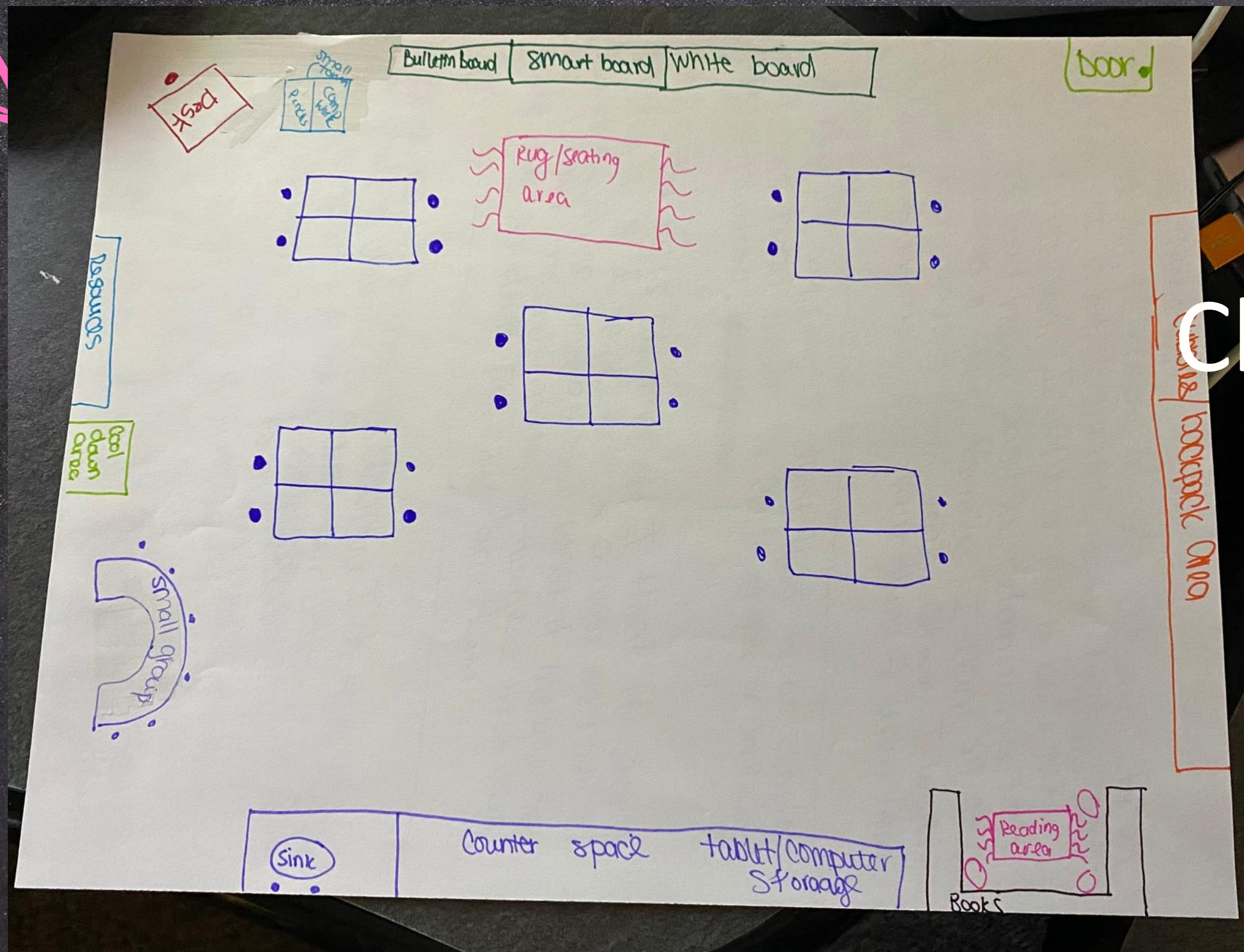
- In the mornings I want to wait outside of the door and greet each student by name.
- Students will enter the room, put their belongings away, get out any work or notes from home and eat breakfast at their desk.
- Students complete a short writing or math activity.

## Bathroom

- First bathroom break will be as a class.
- Hand signal system.

## Testing

- When students are finished with their assignment they are to write their names at the top and turn it into the designated tray at the front.



# Classroom Layout



THANK

YOU

