















Player Name: _____

POP ID: _____

Date of Birth (MM/DD/YY): _____

Age Division (check one):

- ☐ Junior Division (born in 2008 or later)
- ☐ Senior Division (born in 2004, 2005, 2006, or 2007)
- ☐ Masters Division (born in 2003 or earlier)

Set Symbol Legend									
									
									

Deck List Check

- o **Pokemon: 19, Trainer: 29, Energy: 12, Total: 60**
- o Missing Player Name.
- o Missing POP ID.
- o Missing Date of Birth.
- o Missing Age Division.

QTY	NAME	SET	COLL.#
3	Heracross	LOT	18
2	Dustox	LOT	28
2	Cascoon	LOT	27
2	Wurmple	LOT	23
2	Treecko	LOT	20
1	Ditto ◇	LOT	154
2	Grovyle	LOT	21
1	Celebi ◇	LOT	19
1	Lurantis	PR	SM25
1	Fomantis	SUM	14
1	Sceptile GX	LOT	22
1	Sceptile	CES	10

QTY	NAME
3	Rare Candy
1	Switch
3	Guzma
4	Net Ball
2	Aether Paradise Conservation Area
3	Cynthia
1	Escape Rope
2	Nest Ball
3	Ultra Ball
1	Energy Recycle System
1	Lillie
2	Field Blower
2	Professor Elm's Lecture
1	Rescue Stretcher

QTY	NAME	BASIC	SPECIAL
12	Grass Energy	√	

ADMINISTRATIVE USE ONLY